

Limits of conformal images and conformal images of limits for planar random curves

Alex M. KARRILA

Abstract. We address the scaling limits of random curves arising from, e.g., planar lattice models, especially in rough domains. The well-known precompactness conditions of Kemppainen and Smirnov (2017) show that certain crossing probability estimates guarantee the subsequential weak convergence of the random curves in the topology of unparametrized curves, as well as in a topology inherited from the unit disc via conformal maps. We complement this result by proving that proceeding to weak limit commutes with changing topology, i.e., limits of conformal images are conformal images of limits, with minimal boundary regularity assumptions on the domains where the random curves lie. Such rough boundaries are especially interesting if, in the context of multiple random curves, a limit candidate is defined in terms of iterated SLE-type processes with $\kappa \in (4, 8)$, and one hence needs to study (boundary-touching) curves in domains slit by other random curves.

Mathematics Subject Classification (2020). Primary 60D05; Secondary 60J67, 82B20.

Keywords. Random curves, scaling limits, conformal invariance, rough boundaries, SLE, multiple SLE.

1. Introduction

1.1. Background. In physics, Conformal field theories appear as scaling limit candidates for planar lattice models of statistical mechanics at criticality [6, 7, 9, 29]. Mathematical-physics proofs of conformal invariance properties in such scaling limits have only been achieved more recently, one successful approach being to prove the convergence of interface curves to conformally invariant random curves, called Schramm–Loewner evolutions (SLEs) [31, 32]. Such convergence proofs have been established in several lattice models [8, 10, 26, 33–36]. Also different variants of SLEs [12, 25, 36] and multiple SLEs [4, 5, 13, 23, 28] have been introduced, and shown to serve as scaling limits [5, 15, 17, 18, 20, 22].

The most typical route to an SLE convergence proof consists of two parts: precompactness, i.e., the existence of subsequential scaling limits, and identification of

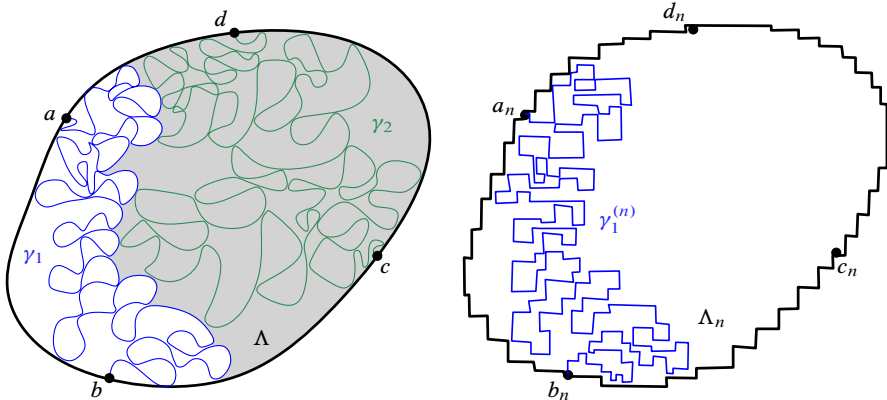


FIGURE 1

A schematic illustration of a situation where irregular boundary approximations naturally arise: For example multiple SLE-type curves (left panel) can be defined in terms of iterated SLE processes, so that the second curve is sampled in the area left after sampling the first curve (shaded). The curves are non-self-crossing but for $\kappa \in (4, 8)$ they intersect themselves and each other in a fractal manner. In a discrete iterated sampling (right panel), the corresponding component of $\Lambda_n \setminus \gamma_1^{(n)}$ may now have “deep fjords”, even if the approximating domains Λ_n are well behaved. Based on the present note, no a priori results on $\gamma_1^{(n)}$ need to be proven to exclude such fjords.

any subsequential limit. The precompactness part is usually not model-specific, in the sense that it is deduced by verifying certain crossing probability estimates [2, 21] for the model of interest. These estimates for instance guarantee that the random curve laws on lattices of increasingly fine mesh are precompact in a standard topology of unparametrized curves, as well as in a topology inherited from curves on the unit disc \mathbb{D} via conformal maps. The main theorem (Theorem 4.2) of this paper states that the weak limits in these two topologies agree, i.e., limits of conformal images are conformal images of limits, assuming the same crossing estimates as [21] and imposing essentially no boundary regularity assumptions.

The corresponding result is easily deduced if either suitable boundary regularity is assumed, or if boundary visits of the random curves can be excluded (see Section 3.1 for details), which is probably why it has not, to the best of our knowledge, been priorly explicated. Apart from independent interest, studying domains with irregular boundaries is motivated by, e.g., multiple SLE-type curves with $\kappa \in (4, 8)$, due to their definition in terms of iterated SLE-type growth processes, see Figure 1. The results in this paper do not rely on any underlying lattice structure, and they also have interesting implications in terms of chordal SLEs, which will be discussed.

1.2. The main application. All the basic SLE-type curves are defined via a driving function $W: \mathbb{R}_{\geq 0} \rightarrow \mathbb{R}$, $t \mapsto W_t$, which first yields via a Loewner-type equation a curve in a reference domain, say the curve $\gamma_{\mathbb{D}}$ in the unit disc \mathbb{D} , and the SLE-type curve γ in the domain of interest Λ is then defined via conformal invariance:

$$W \xrightarrow{\text{Loewner}} \gamma_{\mathbb{D}} \xrightarrow{\text{conformal}} \gamma.$$

Now, assume that we study a lattice model on graph domains Λ_n , $n \in \mathbb{N}$, approximating the domain Λ in some sense, and that we wish to show that some discrete interface curves $\gamma^{(n)}$ on Λ_n converge weakly to the SLE-type curve γ in Λ . Proceeding with the strategy above, the results of [2, 21] often guarantee the subsequential convergence of $\gamma^{(n)}$ to some weak limit γ . Due to the very definition of SLE, the most typical and straightforward way to identify this limit as an SLE (cf. [21]) is to first map it to a driving function,

$$\gamma^{(n)} \xrightarrow{\text{conformal}} \gamma_{\mathbb{D}}^{(n)} \xrightarrow{\text{Loewner}} W^{(n)},$$

and then prove precompactness also in the sense of the curves $\gamma_{\mathbb{D}}^{(n)}$ and the functions $W^{(n)}$, and finally show, informally speaking, that the diagram

$$\begin{array}{ccccc} \gamma^{(n)} & \xrightarrow{\text{conformal}} & \gamma_{\mathbb{D}}^{(n)} & \xrightarrow{\text{Loewner}} & W^{(n)} \\ \downarrow n \rightarrow \infty & & \downarrow n \rightarrow \infty & & \downarrow n \rightarrow \infty \\ \gamma & \xleftarrow{\text{conformal}} & \gamma_{\mathbb{D}} & \xleftarrow{\text{Loewner}} & W \end{array}$$

with mappings and weak convergences, commutes. The main result of this paper addresses the bottom left horizontal arrow in the diagram above (in the case of minimal boundary regularity assumptions and boundary-visiting curves), while the other ones follow from the results of [2, 21].

2. Preliminaries

2.1. Conformal structures. The *Riemann (uniformization) map* from a simply-connected domain $\Lambda \subsetneq \mathbb{C}$ to \mathbb{D} normalized at $u \in \Lambda$ is the unique conformal map $\phi: \Lambda \rightarrow \mathbb{D}$ such that $\phi(u) = 0$ and $\phi'(u) \in \mathbb{R}_+$. A sequence of simply-connected domains $(\Lambda_n)_{n \in \mathbb{N}}$ converges to Λ with respect to u in the *Carathéodory sense*, denoted $\Lambda_n \xrightarrow{\text{Cara}} \Lambda$, if u lies in all the domains and the inverse Riemann maps ϕ_n^{-1} as above converge uniformly on compact subsets of \mathbb{D} to ϕ^{-1} , where all the conformal maps are normalized at the same point u . By Carathéodory's kernel theorem [30, Theorem 1.8], this occurs if and only if every $z \in \Lambda$ has some neighbourhood V_z such that $V_z \subset \Lambda_n$ for all large

enough n , and for every $p \in \partial\Lambda$ there exists a sequence $p_n \in \partial\Lambda_n$ such that $p_n \rightarrow p$. Note that whether or not a convergence $\Lambda_n \xrightarrow{\text{Cara}} \Lambda$ occurs is hence independent of the choice of $u \in \Lambda$ (only taking the tail of the sequence $(\Lambda_n)_{n \in \mathbb{N}}$ if needed to ensure $u \in \Lambda_n$).

The boundary behaviour of conformal maps is a central issue in this note. A *cross cut* of a simply-connected domain Λ is an open Jordan arc S in Λ such that $\bar{S} = S \cup \{a, b\}$, where $a, b \in \partial\Lambda$; a *null chain* is a sequence $(S_n)_{n \in \mathbb{N}}$ of disjoint cross cuts, nested in the sense that for all n , S_n separates S_{n+1} from S_0 in Λ , and such the spherical-metric diameter of S_n tends to zero as $n \rightarrow \infty$. The intuitive notion of a “boundary point” often needs to be replaced by a *prime end*, i.e., an equivalence class of null chains of Λ when two null chains $(S_n)_{n \in \mathbb{N}}$ and $(\tilde{S}_n)_{n \in \mathbb{N}}$ are equivalent if for any m large enough there exists n such that the cross cut S_m separates \tilde{S}_n from \tilde{S}_0 in Λ , and \tilde{S}_m separates S_n from S_0 in Λ . The prime end theorem by Carathéodory [30, Theorem 2.15] then states that a conformal map $\phi: \Lambda \rightarrow \mathbb{D}$ induces a bijection between the prime ends of Λ and the unit sphere $\partial\mathbb{D}$, such that if $(S_n)_{n \in \mathbb{N}}$ is a representative of a prime end p , then $\phi(S_n)$ converge to the image point of p on $\partial\mathbb{D}$. We extend the definition of Carathéodory convergence to domains with finitely many marked prime ends using this bijection: e.g., $(\Lambda_n; p^{(n)}) \xrightarrow{\text{Cara}} (\Lambda; p)$ if $\Lambda_n \xrightarrow{\text{Cara}} \Lambda$ and $\phi_n(p^{(n)}) \rightarrow \phi(p)$ on $\partial\mathbb{D}$, where we also denoted the induced prime ends bijections by ϕ_n and ϕ , respectively.

A less general but arguably more direct boundary extension of a conformal map $\phi^{-1}: \mathbb{D} \rightarrow \Lambda$ to $\partial\mathbb{D}$ is obtained via radial limits. Formally, for $0 < \varepsilon \leq 1$, denote by $P_\varepsilon: \bar{\mathbb{D}} \rightarrow \mathbb{D}$ the radial projection

$$P_\varepsilon(z) := \frac{z}{|z|} \min\{1 - \varepsilon, |z|\}.$$

Then, the *radial limit* of ϕ^{-1} at $z \in \partial\mathbb{D}$ is given by $\lim_{\varepsilon \downarrow 0} \phi^{-1} \circ P_\varepsilon(z)$; by the classical Fatou theorem this limit indeed exists for Lebesgue almost every $z \in \partial\mathbb{D}$ if Λ is bounded. While the definition above involves the conformal map ϕ^{-1} , both the existence and the value of a radial limit at the point on $\partial\mathbb{D}$ that corresponds to a given prime end p are actually properties of only the domain Λ and p that do not depend on the choice of the conformal map;¹ we thus simply say that p *has radial limits*.

A *topological quadrilateral*, or a *quad*, $(Q; S_0, S_1, S_2, S_3)$ consists of a planar domain Q homeomorphic to a square and arcs S_0, S_1, S_2, S_3 of its boundary, indexed counter-clockwise and corresponding to the edges of the square. We will denote $(Q; S_0, S_1, S_2, S_3)$ by simply Q if the sides are clear in the context. The conformal

¹This essentially stems from the fact that the conformal (Möbius) maps $\mathbb{D} \rightarrow \mathbb{D}$ are conformal and differentiable also on the boundary $\partial\mathbb{D}$, and a radial (i.e., boundary-normal) line segment maps to a radial line segment up to a second-order correction; see, e.g., [30, Corollary 2.17] for a formal proof.

structure of a quad is captured by the *modulus* $m(Q; S_0, S_1, S_2, S_3)$ (also called the extremal distance of S_0 and S_2 in Q); it is the unique $L > 0$ such that there exists a conformal map from Q to the rectangle $(0, L) \times (0, 1)$, so that the sides S_0, S_1, S_2, S_3 of Q correspond to the edges of the rectangle, and S_0 to $\{0\} \times [0, 1]$ (see, e.g., [1, Chapter 4]).

2.2. Probability measures on metric spaces. Let (Y, d_Y) denote a metric space and \mathcal{B}_Y the corresponding Borel sigma algebra. A sequence μ_n of probability measures on (Y, \mathcal{B}_Y) *converges weakly* to the measure μ on (Y, \mathcal{B}_Y) if $\mu_n[f] \rightarrow \mu[f]$ for all bounded continuous functions $f: Y \rightarrow \mathbb{R}$. A collection $\{\mu_\alpha\}_{\alpha \in \mathcal{A}}$ of probability measures on (Y, \mathcal{B}_Y) is *precompact (in the topology of weak convergence)* if every sequence μ_n from that collection contains a subsequence that converges weakly. The collection is *tight* if for every $\varepsilon > 0$ there exists a compact set $K \subset Y$ such that $\mu_\alpha[K] > 1 - \varepsilon$ for all $\alpha \in \mathcal{A}$. By Prokhorov's theorem a tight collection is precompact, and if (Y, d) is separable and complete, then tightness and precompactness are equivalent.

The most prominent non-trivial metric space in this note is the *space of unparametrized plane curves* $X(\mathbb{C})$. A planar *curve* is a continuous mapping $\gamma: [0, 1] \rightarrow \mathbb{C}$. We define the equivalence relation \sim on curves by setting $\gamma \sim \tilde{\gamma}$, if

$$\inf_{\psi} \left(\sup_{t \in [0, 1]} |\gamma(t) - \tilde{\gamma} \circ \psi(t)| \right) = 0,$$

where the infimum is taken over increasing (hence continuous) bijections $\psi: [0, 1] \rightarrow [0, 1]$, and $X(\mathbb{C})$ is the space of these equivalence classes. We will always study an equivalence class through a representative, and we will not make notational difference between a curve, its equivalence class, or its trace. The space $X(\mathbb{C})$ is equipped with the metric

$$d(\gamma, \tilde{\gamma}) := \inf_{\psi} \left(\sup_{t \in [0, 1]} |\gamma(t) - \tilde{\gamma} \circ \psi(t)| \right),$$

where the infimum is again over increasing bijections $\psi: [0, 1] \rightarrow [0, 1]$ (and hence independent of the choice of representatives).

The (closed) subset of $X(\mathbb{C})$ consisting of curves that stay in $\bar{\mathbb{D}}$ is denoted by $X(\bar{\mathbb{D}})$. By the closedness, in particular, if μ_n are supported on $X(\bar{\mathbb{D}})$ and $\mu_n \rightarrow \mu$ weakly on $X(\bar{\mathbb{D}})$ (resp. weakly on $X(\mathbb{C})$), then also $\mu_n \rightarrow \mu$ on $X(\mathbb{C})$, a fortiori (resp. μ is supported on and the weak convergence also holds on $X(\bar{\mathbb{D}})$, by the Portmanteau theorem).

The space \mathcal{C} of continuous functions $W: \mathbb{R}_{\geq 0} \rightarrow \mathbb{R}$ is studied in the metric of uniform convergence over compact subsets:

$$d(W, \tilde{W}) := \sum_{n \in \mathbb{N}} 2^{-n} \min\{1, \sup_{t \in [0, n]} |\tilde{W}_t - W_t|\}.$$

The spaces $X(\mathbb{C})$ and \mathcal{C} are both complete and separable (which is essentially inherited from the space of continuous functions on $[0, 1]$ with the sup norm); in particular, Prokhorov's theorem applies.

2.3. (Schramm-)Loewner evolutions. We briefly recap Loewner evolutions and SLEs; note that the contribution and proofs of this paper actually have little to do with them directly, even if they are vital to understand the context.

2.3.1. The deterministic case. The *Loewner differential equation* in the upper half-plane \mathbb{H} determines a family of complex analytic mappings $g_t, t \geq 0$ by $g_0(z) = z \in \mathbb{H}$ and

$$\partial_t g_t(z) = \frac{2}{g_t(z) - W_t},$$

where $W: \mathbb{R}_{\geq 0} \rightarrow \mathbb{R}$ is a given continuous function, called the *driving function*. For a given $z \in \mathbb{H}$, the solution $g_t(z)$ is defined up to a possibly infinite explosion time $\tau(z)$ when W and $g_t(z)$ first collide. The set where the solution is not defined is denoted by $K_t = \{z \in \mathbb{H} : \tau(z) \leq t\}$. The sets K_t are growing in t , and for all t , they are *hulls*, i.e., K_t are bounded, closed in \mathbb{H} , and $H_t =: \mathbb{H} \setminus K_t$ is simply-connected. Furthermore, g_t is a conformal map $H_t \rightarrow \mathbb{H}$ such that $g_t(z) = z + \frac{2t}{z} + O(z^{-2})$ as $z \rightarrow \infty$.

Conversely, for a family of growing hulls $(K_t)_{t \geq 0}$, there exists a driving function W so that K_t , up to time re-parametrization, are obtained as the Loewner hulls of this function, if K_t satisfy the so-called *local growth condition* and their *half-plane capacity* tends to infinity as $t \uparrow \infty$; see, e.g., [24] for details. Such families $(K_t)_{t \geq 0}$ are called *Loewner growth processes*, and the Loewner differential equation thus produces a bijection between Loewner growth processes and continuous functions $W: \mathbb{R}_{\geq 0} \rightarrow \mathbb{R}$.

We say that a Loewner growth process $(K_t)_{t \geq 0}$ is *generated* by a continuous map $\gamma_{\mathbb{H}}: \mathbb{R}_{\geq 0} \rightarrow \bar{\mathbb{H}}$ if H_t is the unbounded component of $\mathbb{H} \setminus \gamma_{\mathbb{H}}([0, t])$ for all t . Whether a given $\gamma_{\mathbb{H}}$ (up to re-parametrization) generates some Loewner growth process can be determined based on the aforementioned conditions; in particular, the local growth condition always holds if $\gamma_{\mathbb{H}}$ is a simple chordal curve staying in \mathbb{H} except for the end points.

Throughout this paper, we fix conformal (Möbius) maps ψ and ψ^{-1} taking the domain $(\mathbb{D}; -1, 1)$ with marked prime ends to $(\mathbb{H}; 0, \infty)$ and vice versa, say for definiteness

$$\psi(z) := i \frac{z+1}{1-z}, \quad \psi^{-1}(z) = \frac{z-i}{z+i}.$$

If the hulls corresponding to a driving function W are generated by $\gamma_{\mathbb{H}}$ and $\gamma_{\mathbb{H}}(t) \xrightarrow{t \rightarrow \infty} \infty$, we define the curve $\gamma_{\mathbb{D}}: [0, 1] \rightarrow \bar{\mathbb{D}}$ by $\gamma_{\mathbb{D}}(t) = \psi^{-1}(\gamma_{\mathbb{H}}(\frac{t}{1-t}))$ for $t \in [0, 1)$ and $\gamma_{\mathbb{D}}(1) = 1$ and say that W_t and $\gamma_{\mathbb{D}}$ are *deterministic Loewner transforms* of each other.

2.3.2. Random Loewner processes. We equip the space of Loewner growth processes with the metric (topology) of their driving functions $W \in \mathcal{C}$. A random Loewner growth process on some probability space is then a growth process valued random variable (i.e., measurable in our topology on \mathcal{C}). For example, if B_t is a standard Brownian motion on the probability space $(\Omega, \mathcal{F}, \mathbb{P})$, then the *chordal Schramm–Loewner evolution from 0 to ∞ in \mathbb{H} with parameter $\kappa \geq 0$* (SLE(κ) for short) is the random Loewner growth process with $W_t = \sqrt{\kappa} B_t$. We say that a random curve $\gamma_{\mathbb{D}} \in X(\overline{\mathbb{D}})$ and a driving function $W \in \mathcal{C}$ defined on the same probability space are (*probabilistic*) *Loewner transforms* of each other if they are almost surely deterministic Loewner transforms of each other. Discrete models with finitely many possible curve trajectories often trivially give rise to such a random Loewner transform pair; the existence of a suitable random variable $\gamma_{\mathbb{D}}$ for the SLE is less trivial but is recalled in Section 5.1.

3. Some easy special cases and warning examples

3.1. Easy special cases. We point out two common special cases where the main application of our results, as explained in the Introduction, is readily handled. The core of both cases is that the uniform convergence “ $\phi_n^{-1} \rightarrow \phi^{-1}$ ” extends to (parts of) the boundary; not even conformality is actually needed. We however stick to the context of conformal maps for simplicity.

3.1.1. Regular boundary approximations. Let $\Lambda_n \xrightarrow{\text{Cara}} \Lambda$ and let $\phi_n: \Lambda_n \rightarrow \mathbb{D}$ and $\phi: \Lambda \rightarrow \mathbb{D}$ be conformal maps with $\phi_n^{-1} \rightarrow \phi^{-1}$ uniformly over compact subsets of \mathbb{D} . Suppose in addition that $\mathbb{C} \setminus \Lambda_n$ are uniformly locally connected, as defined in [30, Section 2.2] (e.g., this occurs if $\mathbb{C} \setminus \Lambda$ is locally connected and Λ_n is, for each n , the domain bounded by a simple loop on $\frac{1}{n}\mathbb{Z}^2$ that stays inside Λ and encloses a maximal number of squares). Then, the conformal maps ϕ_n^{-1}, ϕ^{-1} can be continuously extended to $\overline{\mathbb{D}}$, and also the convergence $\phi_n^{-1} \rightarrow \phi^{-1}$ is uniform over $\overline{\mathbb{D}}$ [30, Theorem 2.1 and Corollary 2.4]. In particular, ϕ^{-1} and ϕ_n^{-1} are also continuous as functions $X(\overline{\mathbb{D}}) \rightarrow X(\mathbb{C})$.

Proposition 3.1. *Let $\gamma_{\mathbb{D}}^{(n)} \rightarrow \gamma_{\mathbb{D}}$ weakly in $X(\overline{\mathbb{D}})$, and suppose that $\phi_n^{-1} \rightarrow \phi^{-1}$ uniformly over $\overline{\mathbb{D}}$. Then, $\phi_n^{-1}(\gamma_{\mathbb{D}}^{(n)}) \xrightarrow{n \rightarrow \infty} \phi^{-1}(\gamma_{\mathbb{D}})$ weakly in $X(\mathbb{C})$.*

Proof. It is sufficient to show weak convergence with a bounded Lipschitz-continuous test function $f: X(\mathbb{C}) \rightarrow \mathbb{R}$. Compute

$$\begin{aligned} |\mathbb{E}^{(n)}[f(\phi_n^{-1}(\gamma_{\mathbb{D}}^{(n)}))] - \mathbb{E}[f(\phi^{-1}(\gamma_{\mathbb{D}}))]| &\leq |\mathbb{E}^{(n)}[f(\phi_n^{-1}(\gamma_{\mathbb{D}}^{(n)})) - f(\phi^{-1}(\gamma_{\mathbb{D}}^{(n)}))]| \\ &\quad + |\mathbb{E}^{(n)}[f(\phi^{-1}(\gamma_{\mathbb{D}}^{(n)}))] - \mathbb{E}[f(\phi^{-1}(\gamma_{\mathbb{D}}))]|. \end{aligned}$$

The second term on the right-hand side becomes arbitrarily small as $n \rightarrow \infty$ due to the weak convergence $\gamma_{\mathbb{D}}^{(n)} \xrightarrow{n \rightarrow \infty} \gamma_{\mathbb{D}}$. The first term becomes arbitrarily small by the

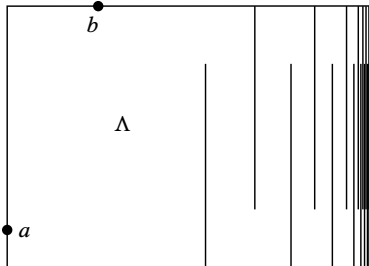


FIGURE 2

An SLE(8) curve $\gamma_{\mathbb{D}}$ in $(\mathbb{D}; -1, 1)$ cannot be mapped conformally to a chordal curve $\gamma: [0, 1] \rightarrow \mathbb{C}$ in this domain $(\Lambda; a, b)$.

Lipschitzness of f and the fact that $\phi_n^{-1} \rightarrow \phi^{-1}$ uniformly over $\bar{\mathbb{D}}$, and hence also $\phi_n^{-1} \rightarrow \phi^{-1}$ uniformly as maps $X(\bar{\mathbb{D}}) \rightarrow X(\mathbb{C})$. ■

3.1.2. No boundary visits. The main application is also readily handled if the boundary visits of $\gamma_{\mathbb{D}}^{(n)}$ and $\gamma_{\mathbb{D}}$ can be restricted (a priori or a posteriori) to only boundary segments with enough boundary regularity.

Proposition 3.2. *Let $\gamma_{\mathbb{D}}^{(n)} \rightarrow \gamma_{\mathbb{D}}$ weakly in $X(\bar{\mathbb{D}})$. Suppose that $\gamma_{\mathbb{D}}$ is, almost surely, a chordal curve from -1 to 1 hitting no other boundary points, and that the maps ϕ_n^{-1} and ϕ^{-1} and their uniform convergence can be extended to $\bar{V}_{\pm 1}$, where $V_{\pm 1}$ are some neighbourhoods of ± 1 in \mathbb{D} . Then, $\phi_n^{-1}(\gamma_{\mathbb{D}}^{(n)}) \rightarrow \phi^{-1}(\gamma_{\mathbb{D}})$ weakly in $X(\mathbb{C})$.*

A proof for this proposition is obtained, e.g., from the previous one by approximating f with gf , where g is a suitable continuous cut-off function that removes the (unlikely) cases when a curve comes close to $\partial\mathbb{D} \setminus \bar{V}_{\pm 1}$. We leave the details for the reader. Proposition 3.2 is often sufficient, e.g., for multiple SLE applications analogous to Figure 1 when $\kappa \leq 4$.

3.2. Warning examples. We start by remarking, perhaps trivially, that it is easy to give examples of (non-conformal) homeomorphisms $f_n: \Lambda_n \rightarrow \mathbb{D}$ and $f: \Lambda \rightarrow \mathbb{D}$, such that $f_n^{-1} \rightarrow f^{-1}$ uniformly over compact subsets of \mathbb{D} , and suitable $\gamma_{\mathbb{D}}^{(n)} \rightarrow \gamma_{\mathbb{D}}$ (even deterministic curves) so that no convergence “ $f_n^{-1}(\gamma_{\mathbb{D}}^{(n)}) \rightarrow f^{-1}(\gamma_{\mathbb{D}})$ ” occurs. The conformal structure will indeed play a key role in the proofs.

As a first real warning, general Carathéodory converging domains $\Lambda_n \rightarrow \Lambda$ may contain “deep fjords”, and it may occur that $\gamma^{(n)} \rightarrow \gamma$ and $\gamma_{\mathbb{D}}^{(n)} \rightarrow \gamma_{\mathbb{D}}$ weakly but γ does not even stay in $\bar{\Lambda}$ (see also Figure 4), certainly preventing any relation “ $\gamma = \phi^{-1}(\gamma_{\mathbb{D}})$ ”. The conditions on $\gamma^{(n)}$ from [21] however rule this out, apart from the curve end points which we will handle separately in our main theorem.

Secondly, for rough domains Λ , making sense of a random curve “ $\phi^{-1}(\gamma_{\mathbb{D}})$ ” in the first place is an issue (without any reference to weak convergence): ϕ^{-1} may not have any natural extension to $\bar{\mathbb{D}}$ and even if it has, e.g. by radial limits, the extension may be discontinuous. For instance, the SLE(8) in $(\mathbb{D}; -1, 1)$ exists as a random Peano curve $\gamma_{\mathbb{D}} \in X(\bar{\mathbb{D}})$ and appears as a scaling limit of a lattice model [26], but if $\phi^{-1}: (\mathbb{D}; -1, 1) \rightarrow (\Lambda; a, b)$ is a conformal map to the domain in Figure 2, then one can show that, almost surely, there exists no continuous curve $\gamma: [0, 1] \rightarrow \mathbb{C}$ such that $\gamma(t) = \phi^{-1}(\gamma_{\mathbb{D}}(t))$ for all t with $\gamma_{\mathbb{D}}(t) \in \mathbb{D}$. For $4 < \kappa < 8$, SLE(κ)-type curves $\gamma_{\mathbb{D}}$ visit the boundary on an uncountable set with no isolated points. Straightforwardly defining a curve “ $\phi^{-1}(\gamma_{\mathbb{D}})$ ” would thus still require a strong control of ϕ^{-1} on a large-cardinality random boundary set, cf. [14].

Finally, we will have to gain such control uniformly over all n . Informally speaking, the strategy will be to control the radial derivative of ϕ_n^{-1} near $\gamma_{\mathbb{D}}^{(n)}$ with high probability, uniformly over n . This is done by restricting large derivatives to preimages of “deep fjords”, uniformly over the target domains, while travelling into deep fjords is excluded by [21]. Combining with the weak convergence $(\gamma_{\mathbb{D}}^{(n)}, \phi_n^{-1}(\gamma_{\mathbb{D}}^{(n)})) \rightarrow (\gamma_{\mathbb{D}}, \gamma)$ given by precompactness, one then deduces that $\gamma = \phi^{-1}(\gamma_{\mathbb{D}})$, in the sense of radial limits. The conclusions can be contrasted with [14] and some other results in “continuous” SLE theory, see Section 5.

4. The main results

4.1. Setup. The following setup and notation applies throughout this section. Let $(\Lambda_n; a_n, b_n)$, $n \in \mathbb{N}$, be simply-connected planar domains with two distinct marked prime ends with radial limits, and let $\varphi_n: \Lambda_n \rightarrow \mathbb{D}$ be conformal maps such that $\varphi_n^{-1}(-1) = a_n$ and $\varphi_n(1) = b_n$ (in the sense of the prime end bijection). A *random chordal Loewner curve model* on $(\Lambda_n; a_n, b_n)$ is, formally, a probability space $(\mathbb{P}^{(n)}, \Omega^{(n)}, \mathcal{F}^{(n)})$ with random variables $\gamma^{(n)} \in X(\mathbb{C})$, $\gamma_{\mathbb{D}}^{(n)} \in X(\bar{\mathbb{D}})$, and $W^{(n)} \in \mathcal{C}$ such that, almost surely, $\gamma_{\mathbb{D}}^{(n)}$ traverses from -1 to 1 , $\gamma^{(n)}$ satisfies $\gamma^{(n)} = \varphi_n^{-1}(\gamma_{\mathbb{D}}^{(n)})$ (extending φ_n^{-1} by radial limits), and $W^{(n)}$ is the Loewner transform of $\gamma_{\mathbb{D}}^{(n)}$. We equip $\mathcal{F}^{(n)}$ with the right-continuous filtration $(\mathcal{F}_t^{(n)})_{t \geq 0}$ of the driving functions $W_t^{(n)} \in \mathcal{C}$; stopping times refer to this filtration. While a stopping time τ is thus defined on the interval $[0, \infty)$, we will use abusive notations such as $\gamma^{(n)}([0, \tau])$ for the corresponding segments on curves parametrized by times in $[0, 1]$.

4.2. Kemppainen and Smirnov’s theorem. Let us first review the results of Kemppainen and Smirnov [21]. We start with the hypothesis, formulated in terms of certain crossing conditions. For equivalent hypotheses, see [21, Section 2.1.4].

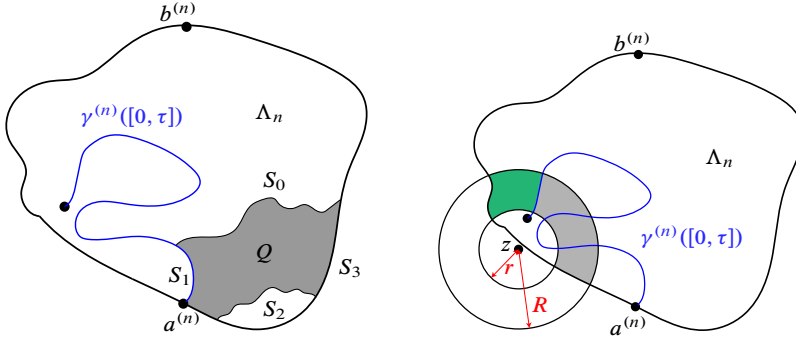


FIGURE 3

Illustrations of the crossing conditions of [21]. Condition (C) depicted in the left figure requires that it is unlikely that the remainder $\gamma^{(n)}([\tau, 1])$ of the curve $\gamma^{(n)}$ crosses a quadrilateral Q of large conformal modulus $m(Q)$ on the boundary of $\Lambda_n \setminus \gamma^{(n)}([0, \tau])$. The equivalent Condition (G) depicted on the right requires that an unforced crossing of a boundary annulus $A(z, r, R)$ of large ratio R/r is unlikely. The connected components of $A(z, r, R) \cap \Lambda_n \setminus \gamma^{(n)}([0, \tau])$ where a crossing is unforced are depicted in grey; the remainder curve $\gamma^{(n)}([\tau, 1])$ is topologically forced to cross the component depicted in green.

For $0 < r < R$ and $z \in \mathbb{C}$, we denote

$$B(z, r) := \{w \in \mathbb{C} : |w - z| < r\}, \quad S(z, r) := \partial B(z, r),$$

$$A(z, r, R) := B(z, R) \setminus \overline{B(z, r)}.$$

We say that $(Q; S_0, S_1, S_2, S_3)$ is a *boundary quad* (resp. $A(z, r, R)$ is a *boundary annulus*) of a simply-connected domain $\Lambda \subset \mathbb{C}$ if $Q \subset \Lambda$, $S_1, S_3 \subset \partial\Lambda$, and $S_0, S_2 \subset \Lambda$ (resp. if $B(z, r) \cap \partial\Lambda \neq \emptyset$). We say that a boundary quad (resp. a connected component of a boundary annulus in Λ) *disconnects* two prime ends a and b in Λ if it disconnects some neighbourhood of a in Λ from some neighbourhood of b in Λ . Finally, for a chordal curve γ from a to b in Λ , a crossing of a boundary quad Q between S_0 and S_2 by γ is *unforced* if Q does not disconnect a from b (resp. a crossing of a boundary annulus $A(z, r, R)$ between $\partial B(z, r)$ and $\partial B(z, R)$ is *unforced* if it occurs in a connected component of $A(z, r, R)$ that does not disconnect a from b). We can now formulate the hypothesis (see Figure 3).

Condition (C). We say that the measures $\mathbb{P}^{(n)}$ satisfy *Condition (C)* if for all $\varepsilon > 0$ there exists $M > 0$, independent of n , such that the following holds for all stopping times $\tau < \infty$: for any quad Q with $m(Q) \geq M$ on the boundary of $\Lambda_n \setminus \gamma^{(n)}([0, \tau])$, we have

$$\mathbb{P}^{(n)}[\gamma^{(n)}([\tau, 1]) \text{ makes an unforced crossing of } Q \mid \mathcal{F}_\tau^{(n)}] \leq \varepsilon, \quad \text{a.s.}$$

Condition (G). We say that the measures $\mathbb{P}^{(n)}$ satisfy Condition (G) if for all $\varepsilon > 0$ there exists $M > 0$, independent of n , such that the following holds for all stopping times $\tau < \infty$: for any annulus $A(z, r, R)$ with $R/r \geq M$ on the boundary of $\Lambda_n \setminus \gamma^{(n)}([0, \tau])$, we have

$$\mathbb{P}^{(n)}[\gamma^{(n)}([\tau, 1]) \text{ makes an unforced crossing of } A(z, r, R) \mid \mathcal{F}_\tau^{(n)}] \leq \varepsilon, \quad \text{a.s.}$$

We also point out [21, Remark 2.9] here: if the curves $\gamma^{(n)}$ live on finite graphs, it suffices to check these conditions for stopping times in the sparser, discrete filtration $(\mathcal{F}_{\tau_i}^{(n)})_{i \in \mathbb{N}}$, where τ_i is the hitting time of the i th vertex on the curve $\gamma^{(n)}$. We are now ready to state the theorem.

Theorem 4.1 ([21, Theorem 1.5 and Corollary 1.7]). *In the setup of Section 4.1, suppose that the measures $\mathbb{P}^{(n)}$ satisfy the equivalent Conditions (C) and (G). Then, the laws under $\mathbb{P}^{(n)}$ of the pairs $(\gamma_{\mathbb{D}}^{(n)}, W^{(n)})$ on $X(\overline{\mathbb{D}}) \times \mathcal{C}$ are precompact. Furthermore, for any subsequential limit pair, the curve and driving function are, almost surely, Loewner transforms of each other.*

Note that a direct consequence of the above is that if a weak convergence takes place for either $\gamma_{\mathbb{D}}^{(n)}$ or $W^{(n)}$, then it also takes place for their joint law.

A careful reader may observe two minor differences to the formulation in [21] which are however essentially of presentational nature. First, the assumptions in Section 4.1 were given following the equivalent form from [21, Section 1.4], rather than [21, Theorem 1.5 and Corollary 1.7] directly. Second, [21, Theorem 1.5 and Corollary 1.7] were not formulated in product topology. Tightness (and hence precompactness) in the product topology however follows directly from the tightness of $\gamma_{\mathbb{D}}^{(n)}$ and $W^{(n)}$ individually. As regards the Loewner transform property for the limit in the product topology, the proof of [21, Corollary 1.7] is based on finding, for any $m > 0$, a set of Loewner transformable curves K_m that carries a $\mathbb{P}^{(n)}$ -probability at least $1 - 1/m$, is compact in the topology of both $\gamma_{\mathbb{D}}^{(n)}$ and $W^{(n)}$, and on which the two are continuous functions of each other. The limiting objects are thus also supported on $\bigcup_m K_m$ and the Loewner transform property follows, e.g., by showing with Tietze's extension theorem that

$$\mathbb{E}[|f(\text{Loewner}(W)) - f(\gamma_{\mathbb{D}})|] = 0,$$

where \mathbb{E} , W , and $\gamma_{\mathbb{D}}$ are the limit objects $f: X(\overline{\mathbb{D}}) \rightarrow \mathbb{R}$ is any bounded continuous test function.

4.3. The contribution of the present note. We will need the following notion to formulate our main theorem. Suppose that $(\Lambda_n; a_n) \rightarrow (\Lambda; a)$ in Carathéodory sense with respect to u and that radial limits exist at the prime ends a_n and a ; let us for lighter notation identify a_n and a with the corresponding radial limit points in \mathbb{C} .

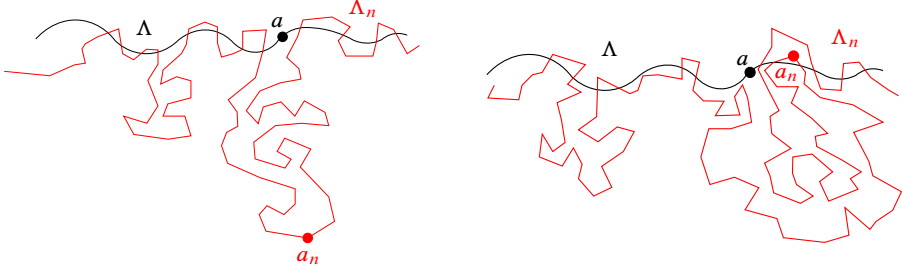


FIGURE 4

Schematic illustrations of undesired behaviour of boundary approximations $(\Lambda_n; a_n) \rightarrow (\Lambda; a)$. Left: $a_n \not\rightarrow a$ as points in \mathbb{C} . Right: $a_n \rightarrow a$ but a_n are not close approximations.

For $r \in (0, d(a, u))$, let S_r denote the connected component of $\partial B(a, r) \cap \Lambda$ that disconnects the point a from u and is closest to a (such exists by Lemma A.1 and approximation by radial limits). We say that a_n are *close approximations* of a (see Figure 4) if $a_n \rightarrow a$ as points in \mathbb{C} and for any $r \in (0, d(a, u))$ and fixed $w_r \in S_r$, a_n is connected to w_r inside $\Lambda_n \cap B(a, r)$ for all n large enough, $n > n_0(r, w_r)$. (By Carathéodory convergence, it suffices to verify this condition for a given choice of w_r .)

Our main theorem concerns the curves $\gamma^{(n)}$ in the original domains, adding the following assumptions to our setup described in Section 4.1:

- (bounded domains) there exists $M > 0$ such that $\Lambda \subset B(0, M)$ and $\text{Area}(\Lambda_n) \leq M$ for all n ;
- (Carathéodory convergence) $(\Lambda_n; a_n, b_n) \xrightarrow{\text{Cara}} (\Lambda; a, b)$, and the conformal maps

$$\varphi_n: (\Lambda_n; a_n, b_n) \rightarrow (\mathbb{D}; -1, 1) \quad \text{and} \quad \varphi: (\Lambda; a, b) \rightarrow (\mathbb{D}; -1, 1)$$

normalized at boundary points are chosen so that $\varphi_n^{-1} \rightarrow \varphi^{-1}$ uniformly over compact subsets of \mathbb{D} ; and

- (close approximations) the prime ends a_n and b_n in Λ_n have radial limits and are close approximations of the prime ends a and b in Λ with radial limits.

We are now ready to formulate our main theorem. The precompactness part, apart from the behaviour at the marked boundary points, originates from [2, 21].

Theorem 4.2. *Under the setup given above and in Section 4.1, suppose that the measures $\mathbb{P}^{(n)}$ satisfy the equivalent Conditions (C) and (G). Then, the laws of $(\gamma_{\mathbb{D}}^{(n)}, \gamma^{(n)}) \in X(\mathbb{D}) \times X(\mathbb{C})$ under $\mathbb{P}^{(n)}$ are precompact. Furthermore, any subsequential limit $(\gamma_{\mathbb{D}}, \gamma)$ almost surely satisfies $\gamma = \varphi^{-1}(\gamma_{\mathbb{D}})$, where φ^{-1} is extended by radial limits.*

Before the proof, let us make some remarks. First, combining Theorems 4.1 and 4.2, one straightforwardly obtains an analogous result for the triplets $(W^{(n)}, \gamma_{\mathbb{D}}^{(n)}, \gamma^{(n)})$.

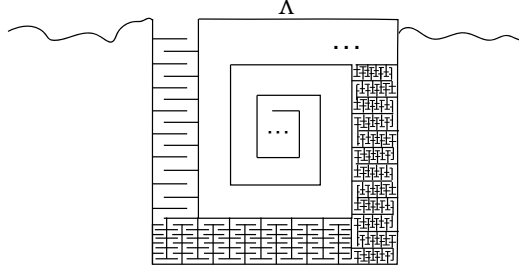


FIGURE 5

A schematic illustration of a counterexample about the regularity of the limit curves γ in Theorem 4.2. If the limiting domain Λ that has on its boundary an “infinite spiral of corridors with multiple layers of obstacles in each corridor”, then the prime end at the bottom of the spiral has radial limits. However, one can show that if the number of obstacle layers grows fast enough towards the bottom of the spiral (in the picture, the number of obstacle layers is drawn for simplicity equal to the number of the corridor), then any curve reaching the bottom of the spiral and not crossing $\partial\Lambda$ must be of upper box dimension two.

Consequently, if weak convergence takes place for either $W^{(n)}$, $\gamma_{\mathbb{D}}^{(n)}$, or $\gamma^{(n)}$, then it also takes place for their joint law, and the limit objects are Loewner/conformal transforms of each other, as detailed in Theorems 4.1 and 4.2, in particular satisfying the informal “commutative diagram” in the introduction.

Second, as discussed in Section 3.2, it is not immediate, but a part of the result that, almost surely, φ^{-1} (as extended by radial limits) is defined on all points of $\gamma_{\mathbb{D}}$ and the function $\varphi^{-1} \circ \gamma_{\mathbb{D}}: [0, 1] \rightarrow \mathbb{C}$ is continuous (i.e., a curve). Furthermore, this curve is a measurable $X(\mathbb{C})$ valued random variable in the sigma algebra of $\gamma_{\mathbb{D}}$; this follows from Proposition 4.3.

It is also an interesting question what regularity properties can be proven for the limit curve γ above. The proof of the tightness below boils down to applying [2] to interior segments of $\gamma^{(n)}$, from the time of first exiting a small neighbourhood of a_n to the time of first hitting a small neighbourhood of b_n . The Hölder regularity and dimension bounds of [2] thus follow for analogous interior segments of γ . However, these regularity properties *generally do not hold* for the full curve γ without additional boundary regularity assumptions for the domains; an explicit counterexample can be worked out from the idea depicted in Figure 5.

4.4. Proof of Theorem 4.2.

Proof of precompactness in Theorem 4.2. It suffices to show that the laws of $\gamma^{(n)} \in X(\mathbb{C})$ under $\mathbb{P}^{(n)}$ are precompact. Indeed (using Prokhorov’s theorem twice) then $\gamma^{(n)}$

are tight and, combining with Theorem 4.1, also $(\gamma_{\mathbb{D}}^{(n)}, \gamma^{(n)})$ are tight and hence precompact.

Fix $\varrho > 0$ and denote by $S^{(a)}$ the innermost arc of the circle $S(a, \varrho)$ in Λ that disconnects the boundary point a from u . Let $w^{(a)} \in S^{(a)}$ be the corresponding reference point, and let $S_n^{(a)}$ be the arc of the circle $S(a, \varrho)$ in Λ_n that contains $w^{(a)}$ (such an arc exists for all large enough $n > n_0(\varrho)$). Finally, define the similar objects for b . Denote by $\gamma_\varrho^{(n)}$ the segment $\gamma^{(n)}([\tau_{S_n^{(a)}}, \tau_{S_n^{(b)}}])$ of the curve $\gamma^{(n)}$, where $\tau_{S_n^{(a)}}$ and $\tau_{S_n^{(b)}}$ are the first hitting times of $S_n^{(a)}$ and $S_n^{(b)}$, respectively. For any fixed $\varrho > 0$, the curves $\gamma_\varrho^{(n)}$ are precompact in $X(\mathbb{C})$ by [21, Corollary 1.8].

Given $\tilde{\varepsilon} > 0$, fix $\chi = \chi(\tilde{\varepsilon})$ through property (G) so that an unforced crossing of any fixed boundary annulus $A(z, r, \chi r)$ occurs with $\mathbb{P}^{(n)}$ -probability at most $\tilde{\varepsilon}/2$, for any n . We next claim that for any $\varrho, \tilde{\varepsilon}$ and χ , there exist $n_0 = n_0(\varrho, \tilde{\varepsilon}, \chi)$ such that for all $n > n_0$,

$$(4.1) \quad \mathbb{P}^{(n)}[d(\gamma^{(n)}, \gamma_\varrho^{(n)}) \geq 2\chi\varrho] \leq \tilde{\varepsilon}.$$

Indeed, choose n_0 through the close approximation property so that for $n > n_0$, $S_n^{(a)}$ exists, $a_n \in B(a, \varrho)$ and a_n is connected to $S_n^{(a)}$ inside $B(a, \varrho) \cap \Lambda_n$, and the similar properties hold for b . Thus, any crossing of $A(a, \varrho, \chi\varrho)$ before $\tau_{S_n^{(a)}}$ is unforced (for any $\chi > 1$), and likewise is any crossing of $A(b, \varrho, \chi\varrho)$ after $\tau_{S_n^{(b)}}$. If such crossings do not occur, truncating $\gamma^{(n)}$ to $\gamma_\varrho^{(n)}$ perturbs the curve at most by $2\chi\varrho$. The choice of $\chi(\tilde{\varepsilon})$ then implies (4.1).

The proof can now be finished with a general argument about complete metric spaces. To explain it, recall first that weak convergence of Borel probability measures on metric spaces can be metrized by the Lévy–Prokhorov metric d_{LP} , defined by

$$d_{\text{LP}}(\mu, \nu) := \inf\{\varepsilon > 0 : \mu(A) \leq \nu(A^\varepsilon) + \varepsilon \text{ and} \\ \nu(A) \leq \mu(A^\varepsilon) + \varepsilon \text{ for all Borel sets } A\},$$

when A^ε denotes the open ε -neighbourhood of A . For instance, (4.1) directly gives

$$(4.2) \quad d_{\text{LP}}(\gamma^{(n)}, \gamma_\varrho^{(n)}) \leq \max\{2\chi\varrho, \tilde{\varepsilon}\},$$

where we (slightly abusively) denoted the distance of laws by the corresponding random variables. The space of probability measures with the Lévy–Prokhorov metric is in addition complete if the underlying metric space is (as it is here). The general argument (in the notation of a complete Lévy–Prokhorov space) is the following: a sequence of probability measures $(\mu_n)_{n \in \mathbb{N}}$ is precompact if there exists an array of probability measures $(\nu_{n,m})_{n,m \in \mathbb{N}}$ such that $d_{\text{LP}}(\mu_n, \nu_{n,m}) \leq 1/m$ for all n, m and

that the sequence $(v_{n,m})_{n \in \mathbb{N}}$ is precompact for every m . Indeed, by diagonal extraction, there is a subsequence n_k such that $(v_{n_k,m})_{k \in \mathbb{N}}$ converges weakly for all m and that

$$d_{\text{LP}}(v_{n_k,m}, v_{n_{k'},m}) < 1/k$$

for all $m \leq k \leq k'$. Then,

$$\begin{aligned} d_{\text{LP}}(\mu_{n_k}, \mu_{n_{k'}}) &\leq d_{\text{LP}}(\mu_{n_k}, v_{n_k,m}) + d_{\text{LP}}(v_{n_k,m}, v_{n_{k'},m}) + d_{\text{LP}}(v_{n_{k'},m}, \mu_{n_{k'}}) \\ &\leq 1/m + 1/k + 1/m \end{aligned}$$

for all $m \leq k \leq k'$, and choosing $m = k$, we observe that the sequence $(\mu_{n_k})_{k \in \mathbb{N}}$ is Cauchy.

To apply the general argument, let μ_n be the law of $\gamma^{(n)}$. Given m , set $\tilde{\varepsilon} = 1/m$, then $\chi = \chi(\tilde{\varepsilon})$ as above, then ϱ so that $2\chi\varrho \leq 1/m$, and finally $n_0 = n_0(\varrho, \tilde{\varepsilon}, \chi)$ as above. For $n \leq n_0$ let $v_{n,m} = \mu_n$, and for $n > n_0$ let $v_{n,m}$ be the law of $\gamma_{\varrho}^{(n)}$. By (4.2), $d_{\text{LP}}(\mu_n, v_{n,m}) \leq 1/m$ and, as noticed above, the laws $(v_{n,m})_{n \in \mathbb{N}}$ of $\gamma_{\varrho}^{(n)}$ are precompact for all m . The claim now follows. \blacksquare

For the proof of the conformal property of Theorem 4.2, the Riemann maps $\phi_n: \Lambda_n \rightarrow \mathbb{D}$ (i.e., normalized at a fixed common point $u \in \Lambda_n$) turn out technically nicer; recall that ϕ_n^{-1} converge to the inverse Riemann map ϕ^{-1} of Λ (normalized at u). Denote

$$\tilde{\gamma}_{\mathbb{D}}^{(n)} := \phi_n(\gamma^{(n)}) = \phi_n \circ \varphi_n^{-1}(\gamma_{\mathbb{D}}^{(n)});$$

note that by the “easy special case” of Proposition 3.1, $\tilde{\gamma}_{\mathbb{D}}^{(n)} \rightarrow \tilde{\gamma}_{\mathbb{D}}$ weakly if and only if $\gamma_{\mathbb{D}}^{(n)} \rightarrow \gamma_{\mathbb{D}}$ weakly, where $\tilde{\gamma}_{\mathbb{D}} = \phi \circ \varphi^{-1}(\gamma_{\mathbb{D}})$ (since $\phi_n \circ \varphi_n^{-1}$ and $\phi \circ \varphi^{-1}$ are Möbius maps $\bar{\mathbb{D}} \rightarrow \bar{\mathbb{D}}$). It is thus equivalent to show that $\gamma = \phi^{-1}(\tilde{\gamma}_{\mathbb{D}})$, for any subsequential limit. Recall also the notation for radial projections from Section 2.1. We first prove the following.

Proposition 4.3. *Let $(\gamma_{\mathbb{D}}, \gamma)$ be a limiting pair from Theorem 4.2, and*

$$\tilde{\gamma}_{\mathbb{D}} = \phi \circ \varphi^{-1}(\gamma_{\mathbb{D}}).$$

For any sequence $\varepsilon_j \downarrow 0$, there exists a subsequence $(\varepsilon_{j_m})_{m \in \mathbb{N}}$ such that, almost surely,

$$\phi^{-1} \circ P_{\varepsilon_{j_m}}(\tilde{\gamma}_{\mathbb{D}}) \rightarrow \gamma$$

in $X(\mathbb{C})$ as $m \uparrow \infty$.

Proof. For notational simplicity, let us suppress a subsequence notation and assume that $(\gamma_{\mathbb{D}}^{(n)}, \gamma^{(n)}) \rightarrow (\gamma_{\mathbb{D}}, \gamma)$ weakly. By a theorem of Skorokhod, there exists a coupling \mathbb{P}

such that $(\tilde{\gamma}_{\mathbb{D}}^{(n)}, \gamma^{(n)}) \rightarrow (\tilde{\gamma}_{\mathbb{D}}, \gamma)$ almost surely. In this coupling, for any $\varepsilon_j =: \varepsilon \in (0, 1)$ and any $n \in \mathbb{N}$ on the right-hand side

$$(4.3) \quad \begin{aligned} d(\gamma, \phi^{-1} \circ P_\varepsilon(\tilde{\gamma}_{\mathbb{D}})) &\leq d(\gamma, \gamma^{(n)}) + d(\gamma^{(n)}, \phi_n^{-1} \circ P_\varepsilon(\tilde{\gamma}_{\mathbb{D}}^{(n)})) \\ &\quad + d(\phi_n^{-1} \circ P_\varepsilon(\tilde{\gamma}_{\mathbb{D}}^{(n)}), \phi^{-1} \circ P_\varepsilon(\tilde{\gamma}_{\mathbb{D}}^{(n)})) \\ &\quad + d(\phi^{-1} \circ P_\varepsilon(\tilde{\gamma}_{\mathbb{D}}^{(n)}), \phi^{-1} \circ P_\varepsilon(\tilde{\gamma}_{\mathbb{D}})). \end{aligned}$$

The strategy of the proof is to use (4.3) to show that for every $m \in \mathbb{N}$ there exist ε_{jm} such that

$$(4.4) \quad \mathbb{P}[d(\gamma, \phi^{-1} \circ P_{\varepsilon_{jm}}(\tilde{\gamma}_{\mathbb{D}})) \geq 1/2^m] \leq 1/2^m.$$

Indeed, by (4.4) and the Borel–Cantelli lemma, the events

$$\{d(\gamma, \phi^{-1} \circ P_{\varepsilon_{jm}}(\tilde{\gamma}_{\mathbb{D}})) \geq 1/2^m\}$$

almost surely occur for only finitely many m , and the claim is proven.

We now analyze the terms on the right-hand side of (4.3) separately. For the first one, almost sure convergence implies convergence in probability, so

$$(4.5) \quad \mathbb{P}[d(\gamma, \gamma^{(n)}) \geq 1/2^{m+2}] \leq 1/2^{m+2} \quad \text{for all } n > n_0^{(1)},$$

where $n_0^{(1)}$ only depends on the coupling \mathbb{P} . For the third one, pick $n_0^{(3)}(\varepsilon)$ by the convergence $\Lambda_n \xrightarrow{\text{Cara}} \Lambda$, so that

$$|\phi_n^{-1}(\cdot) - \phi^{-1}(\cdot)| < 1/2^{m+2}$$

on $\overline{B(0, 1 - \varepsilon)}$, for all $n > n_0^{(3)}(\varepsilon)$. Thus, deterministically,

$$(4.6) \quad d(\phi_n^{-1} \circ P_\varepsilon(\tilde{\gamma}_{\mathbb{D}}^{(n)}), \phi^{-1} \circ P_\varepsilon(\tilde{\gamma}_{\mathbb{D}}^{(n)})) < 1/2^{m+2} \quad \text{for all } n > n_0^{(3)}(\varepsilon).$$

For the fourth term, note first that P_ε satisfies

$$|P_\varepsilon(z) - P_\varepsilon(z')| \leq |z - z'|$$

for all $z, z' \in \overline{\mathbb{D}}$. Denoting $D_\varepsilon = \sup_{z \in B(0, 1 - \varepsilon)} |(\phi^{-1})'(z)|$ one then deduces that, deterministically,

$$d(\phi^{-1} \circ P_\varepsilon(\tilde{\gamma}_{\mathbb{D}}^{(n)}), \phi^{-1} \circ P_\varepsilon(\tilde{\gamma}_{\mathbb{D}})) \leq D_\varepsilon d(\tilde{\gamma}_{\mathbb{D}}^{(n)}, \tilde{\gamma}_{\mathbb{D}}).$$

Using the convergence $\tilde{\gamma}_{\mathbb{D}}^{(n)} \rightarrow \tilde{\gamma}_{\mathbb{D}}$ in probability and taking $n > n_0^{(4)}(\varepsilon)$ so that

$$\mathbb{P}[d(\tilde{\gamma}_{\mathbb{D}}^{(n)}, \tilde{\gamma}_{\mathbb{D}}) \geq 1/(D_\varepsilon 2^{m+2})] \leq 1/2^{m+2},$$

we obtain

$$(4.7) \quad \mathbb{P}[d(\phi^{-1} \circ P_\varepsilon(\tilde{\gamma}_\mathbb{D}^{(n)}), \phi^{-1} \circ P_\varepsilon(\tilde{\gamma}_\mathbb{D})) \geq 1/2^{m+2}] \leq 1/2^{m+2}$$

for all $n > n_0^{(4)}(\varepsilon)$.

Note that the three terms above could be treated with simple and general arguments, not even requiring ε to be small. The core of the proof is thus the second term, which we formulate as a separate result and prove in Section 6.

Key Lemma 4.4. *In the setup of Theorem 4.2, for any $\tilde{\varepsilon} > 0$, there exists $\varepsilon_0(\tilde{\varepsilon}) > 0$ such that if $\varepsilon < \varepsilon_0$ and $n > n_0(\varepsilon)$, then*

$$\mathbb{P}^{(n)}[d(\phi_n^{-1}(x), \phi_n^{-1} \circ P_\varepsilon(x)) > \tilde{\varepsilon} \text{ for some } x \in \tilde{\gamma}_\mathbb{D}^{(n)}] \leq \tilde{\varepsilon}.$$

In particular, setting $\tilde{\varepsilon} = 1/2^{m+2}$, we have

$$(4.8) \quad \mathbb{P}[d(\gamma^{(n)}, \phi_n^{-1} \circ P_\varepsilon(\tilde{\gamma}_\mathbb{D}^{(n)})) \geq 1/2^{m+2}] \leq 1/2^{m+2}$$

by first taking $\varepsilon < \varepsilon_0(m)$ small enough and then $n > n_0^{(2)}(\varepsilon)$ large enough.

Combining (4.5)–(4.8) we observe that taking first $\varepsilon_{j_m} < \varepsilon_0(m)$ and then $n > \max_{1 \leq k \leq 4} n_0^{(k)}(\varepsilon_{j_m})$, (4.4) is guaranteed. ■

Proof of the conformal property of limits in Theorem 4.2. As noted above, it is equivalent to show that, almost surely, $\gamma = \phi^{-1}(\tilde{\gamma}_\mathbb{D})$. Proposition 4.3 directly finishes the proof if the limiting domain Λ is regular enough so that the conformal map ϕ^{-1} extends continuously to the closed unit disc $\bar{\mathbb{D}}$; this continuity implies that a curve $\lim_{\varepsilon \downarrow 0} \phi^{-1} \circ P_\varepsilon(\tilde{\gamma}_\mathbb{D})$ exists. (Note that this argument did not impose any requirements for the approximating domains Λ_n .) For more irregular limiting domains, the proof is concluded from Proposition 4.3 by Lemma 4.5 below, which is a statement about deterministic curves. ■

In the following, we mean by *non-self-crossing curves* the $X(\mathbb{C})$ -closure of simple curves. Note that, by the Portmanteau theorem, any weak limit of probability measures supported on non-self-crossing curves is also supported on non-self-crossing curves. In particular, this is the case for any weak limit $\gamma_\mathbb{D}$ in our setup, since $\gamma_\mathbb{D}^{(n)}$ are Loewner transformable and hence non-self-crossing.

Lemma 4.5. *Let Λ be a bounded simply-connected domain, ϕ its Riemann map normalized at $u \in \Lambda$, and a, b two distinct prime ends with radial limits. Let $\tilde{\eta}_\mathbb{D}$ be a non-self-crossing curve in $\bar{\mathbb{D}}$ with $\tilde{\eta}_\mathbb{D}(0) = \phi(a)$ and $\tilde{\eta}_\mathbb{D}(1) = \phi(b)$ (in the sense of the prime end bijection). Suppose that for some sequence $\varepsilon_m \downarrow 0$, we have*

$$\phi^{-1} \circ P_{\varepsilon_m}(\tilde{\eta}_\mathbb{D}) \rightarrow \eta \quad \text{in } X(\mathbb{C}) \text{ as } m \rightarrow \infty.$$

Then, ϕ^{-1} , as extended by radial limits, is defined on all points of $\tilde{\eta}_{\mathbb{D}}$ and

$$\phi^{-1} \circ P_{\varepsilon}(\tilde{\eta}_{\mathbb{D}}(t)) \xrightarrow{\varepsilon \downarrow 0} \phi^{-1}(\tilde{\eta}_{\mathbb{D}}(t)) \quad \text{uniformly over } t \in [0, 1].$$

In particular, $\phi^{-1}(\tilde{\eta}_{\mathbb{D}})$ is one parametrized representative of $\eta \in X(\mathbb{C})$ and the uniform converge $\phi^{-1} \circ P_{\varepsilon}(\tilde{\eta}_{\mathbb{D}}) \rightarrow \phi^{-1}(\tilde{\eta}_{\mathbb{D}})$ takes place as $\varepsilon \downarrow 0$ (not only along a special sequence) and in this particular parametrization.

Proof. It suffices to show that the complex numbers $\phi^{-1} \circ P_{\varepsilon}(\tilde{\eta}_{\mathbb{D}}(t))$ converge uniformly over $t \in [0, 1]$ to some limits as $\varepsilon \downarrow 0$. Assume for a contradiction that this is not the case, and denote

$$\varrho(r, t) := \{\phi^{-1}(P_{\varepsilon}(\tilde{\eta}_{\mathbb{D}}(t))), \varepsilon \in (0, r)\} \subset \mathbb{C}.$$

The counter assumption means that for some $\ell > 0$, there exists a sequence $r_J \downarrow 0$ and times $t_J \in [0, 1]$ such that

$$\text{diam}(\varrho(r_J, t_J)) > \ell.$$

Denote $\theta(t) = \arg(\tilde{\eta}_{\mathbb{D}}(t)) \in [0, 2\pi)$; by compactness we may assume that t_J are chosen so that $e^{i\theta(t_J)} \rightarrow e^{i\theta}$, and that the sequence $\theta(t_J)$ is monotonous.

Fix J and suppress the indexing for a moment, $(r, t) := (r_J, t_J)$. Let x and y be two points on $\varrho(r, t)$ such that $d(x, y) > \ell/2$, y corresponding to a smaller value of $\varepsilon = \varepsilon^{(y)}$ in $y = P_{\varepsilon^{(y)}}(\tilde{\eta}_{\mathbb{D}}(t))$. By Proposition 6.4 from Section 6, there exists a quantity $\rho = \rho(r)$ (independent of t), $\rho \rightarrow 0$ as $r \rightarrow 0$, so that the following holds for all r small enough: the innermost connected component $S^{(x)}$ of the circle $S(x, \rho)$ that separates x from the normalization point u , actually separates from u the remainder of the whole ‘‘conformal ray’’ (i.e., a ϕ^{-1} image of a radial line segment) from x onwards; and the analogous statement holds with x replaced by y for the same ρ . Assume that r is small enough so that $\rho < \ell/8$; hence, $S^{(x)}$ disconnects $S^{(y)}$ from u . Changing the choice of $\rho = \rho(r)$ infinitesimally if needed, we will also later assume that neither $\phi(S^{(x)})$ nor $\phi(S^{(y)})$ has $e^{i\theta}$ as an end point on $\partial\mathbb{D}$.

We next claim that for $r < r_0$ small enough, where r_0 only depends on the domain $(\Lambda; a, b)$, the limit curve η must contain a subcurve $\eta([t_1, t_2])$ between $\overline{S^{(x)}}$ and $\overline{S^{(y)}}$. (Note that such a subcurve necessarily has a diameter $\geq \ell/4$.) To work towards this observation, note that $S^{(x)}$ and $S^{(y)}$ divide Λ into three components: the component C_u of u in $\Lambda \setminus S^{(x)}$, the boundary quad Q between $S^{(x)}$ and $S^{(y)}$, and the component C_y of $\Lambda \setminus S^{(y)}$ containing y (and not containing u nor $S^{(x)}$). By the construction of $S^{(y)}$, the points $P_{\varepsilon}(\tilde{\eta}_{\mathbb{D}}(t))$ with $\varepsilon \leq \varepsilon^{(y)}$ (in particular along the special sequence $\varepsilon_m \downarrow 0$) all belong to C_y . On the other hand, for r and hence $\rho(r)$ small enough, at least one out of a and b must lie on the boundary C_u (otherwise, taking $\rho \rightarrow 0$, one boundary arc between a and b would have an arbitrarily small harmonic measure as seen from u).

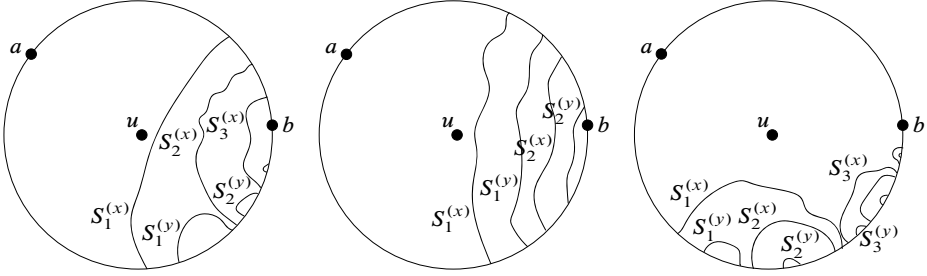


FIGURE 6

Schematic illustrations of the prime ends a and b , the point u , and the collection of cross cuts $S_n^{(x)}$, $S_n^{(y)}$, as mapped conformally to \mathbb{D} by ϕ (the notations ϕ are omitted in the figure), in the different cases itemized in the end of the proof of Proposition 4.5.

Hence for all m large enough, $\phi^{-1} \circ P_{\varepsilon_m}(\tilde{\eta}_{\mathbb{D}})$ is a curve in Λ that visits both C_y and C_u , in particular crossing between $S^{(x)}$ and $S^{(y)}$. The existence of such a crossing carries over to the limit curve η .

We now go back to the sequence (r_J, t_J) , constructing a certain subsequence J_k . Let $S_k^{(x)}$ and $S_k^{(y)}$ be the circle arcs above for $(r, t) := (r_{J_k}, t_{J_k})$.² We define J_k inductively so that the cross cut $\phi(S_k^{(x)})$ separates $\phi(S_k^{(y)})$ in \mathbb{D} from all the previous ones, i.e.,

$$\phi(S_1^{(x)}), \dots, \phi(S_{k-1}^{(x)}) \quad \text{and} \quad \phi(S_1^{(y)}), \dots, \phi(S_{k-1}^{(y)}).$$

This is possible since the previous cross cuts avoid $e^{i\theta}$, while an easy harmonic measure argument shows that for J_k large enough, entire $\phi(S_k^{(x)})$ can be made arbitrarily close to $e^{i\theta}$. As observed above, the limit curve η must contain a subcurve $\eta([t_1^{(k)}, t_2^{(k)}])$ from $S_k^{(x)}$ to $S_k^{(y)}$, hence with diameter $\geq \ell/4$. We claim that the time intervals $[t_1^{(k)}, t_2^{(k)}]$ can be chosen disjoint. Proving this claim true contradicts the continuity of η and finishes the entire proof.

To construct the disjoint time intervals, we consider the following three cases, illustrated in Figure 6:

- infinitely many of the boundary quads Q_n in Λ determined by the two cross cuts $S_n^{(x)}$ and $S_n^{(y)}$ contain either a or b ;
- infinitely many of the boundary quads contain neither a nor b and disconnect a from b ; and

²We should denote here $x = x_k$ and $y = y_k$; the exact choice of these points is however unimportant in what follows, apart from x lying closer to u on the same ‘‘conformal ray’’.

- infinitely many of the boundary quads contain neither a nor b and do not disconnect a from b .

At least one of these occurs. Let us denote the corresponding infinitely many quadrilaterals by Q_1, Q_2, \dots , suppressing a subsequence notation. In the first case, assume that infinitely many quads contain b (if not, reverse the curve η). Note that the quadrilaterals are nested by the monotonicity of $\theta(t_J)$, $Q_1 \supset Q_2 \supset \dots$ and that the inner arcs $S_k^{(y)}$ “move towards b ”, see Figure 6. Now, an initial segment of η up to the end of any crossing of Q_k from $S_k^{(x)}$ to $S_k^{(y)}$ either contains no crossing of the next quadrilateral Q_{k+1} from $S_{k+1}^{(x)}$ to $S_{k+1}^{(y)}$, or the rest of η is topologically forced to make such a crossing again (due to the non-self-crossing property). In any case, we can thus find disjoint crossings of the quads in their order. The second case is trivial: the quadrilaterals are then by construction disjoint, and so are their crossings. In the third case, assume for definiteness that the boundary points $e^{i\theta(t_{J_k})}$ corresponding to the quadrilaterals move farther from $\phi(a)$ and towards $\phi(b)$ (if not, reverse η). The proof is then identical to the first case. This completes the proof. ■

4.5. Parametrized curves. For a pair $(\gamma_{\mathbb{D}}, W) \in X(\bar{\mathbb{D}}) \times \mathcal{C}$ of Loewner transforms, we say that $\gamma_{\mathbb{D}}$ is *capacity-parametrized* if

$$\gamma_{\mathbb{D}}(t) = \psi^{-1}\left(\gamma_{\mathbb{H}}\left(\frac{t}{1-t}\right)\right)$$

for $t \in [0, 1)$, where $\gamma_{\mathbb{H}}$ is the map generating the hulls of W . In this subsection, we assume that $\gamma_{\mathbb{D}}^{(n)}$ and $\gamma_{\mathbb{D}}$ are capacity-parametrized and equip the space $\mathcal{C}([0, 1], \mathbb{C})$ of continuous functions $[0, 1] \rightarrow \mathbb{C}$ by the usual sup norm. One (simple extension of a) result in [21] is that Theorem 4.1 also holds in the (stronger) topology of $\mathcal{C}([0, 1], \mathbb{C}) \times \mathcal{C}$.

Theorem 4.6. *Suppose that $\gamma_{\mathbb{D}}^{(n)}$ and $\gamma_{\mathbb{D}}$ are capacity-parametrized and $\gamma^{(n)}$ are parametrized so that*

$$\gamma^{(n)}(\cdot) = \varphi_n^{-1}(\gamma_{\mathbb{D}}^{(n)}(\cdot)).$$

Then, the statement of Theorem 4.2 holds in the topology $\mathcal{C}([0, 1], \mathbb{C}) \times \mathcal{C}([0, 1], \mathbb{C})$.

Proof. By Theorem 4.2 and [21], $(\gamma_{\mathbb{D}}^{(n)}, \gamma^{(n)})$ are tight in $\mathcal{C}([0, 1], \mathbb{C}) \times X(\mathbb{C})$. Suppose hence that $(\gamma_{\mathbb{D}}^{(n)}, \gamma^{(n)}) \rightarrow (\gamma_{\mathbb{D}}, \gamma)$ weakly in $\mathcal{C}([0, 1], \mathbb{C}) \times X(\mathbb{C})$. We will show that there exists a subsequence (n_m) such that also

$$(\gamma_{\mathbb{D}}^{(n_m)}, \gamma^{(n_m)}) \rightarrow (\gamma_{\mathbb{D}}, \varphi^{-1}(\gamma_{\mathbb{D}})) \quad \text{in } \mathcal{C}([0, 1], \mathbb{C}) \times \mathcal{C}([0, 1], \mathbb{C});$$

this readily implies the entire analogue of Theorem 4.2 in $\mathcal{C}([0, 1], \mathbb{C}) \times \mathcal{C}([0, 1], \mathbb{C})$.

Similarly to the proof of Theorem 4.2, embed everything in one probability space so that $(\gamma_{\mathbb{D}}^{(n)}, \gamma^{(n)}) \rightarrow (\gamma_{\mathbb{D}}, \gamma)$ in $\mathcal{C}([0, 1], \mathbb{C}) \times X(\mathbb{C})$, almost surely. Now, we claim that, for all $m \in \mathbb{N}$, one can choose n_m so that, in this coupling,

$$\mathbb{P}[d(\gamma^{(n_m)}, \phi^{-1}(\tilde{\gamma}_{\mathbb{D}})) \geq 1/2^m] \leq 1/2^m,$$

where the distance is in $\mathcal{C}([0, 1], \mathbb{C})$ and we remind the reader that $\tilde{\gamma}_{\mathbb{D}} = \phi \circ \varphi^{-1}(\gamma_{\mathbb{D}})$. The desired weak convergence along subsequence n_m then readily follows by the Borel–Cantelli lemma.

To prove the above claim, compute with distances in $\mathcal{C}([0, 1], \mathbb{C})$:

$$\begin{aligned} d(\gamma^{(n)}, \phi^{-1}(\tilde{\gamma}_{\mathbb{D}})) &\leq d(\gamma^{(n)}, \phi_n^{-1} \circ P_\varepsilon(\tilde{\gamma}_{\mathbb{D}}^{(n)})) + d(\phi_n^{-1} \circ P_\varepsilon(\tilde{\gamma}_{\mathbb{D}}^{(n)}), \phi^{-1} \circ P_\varepsilon(\tilde{\gamma}_{\mathbb{D}}^{(n)})) \\ &\quad + d(\phi^{-1} \circ P_\varepsilon(\tilde{\gamma}_{\mathbb{D}}^{(n)}), \phi^{-1} \circ P_\varepsilon(\tilde{\gamma}_{\mathbb{D}})) \\ &\quad + d(\phi^{-1} \circ P_\varepsilon(\tilde{\gamma}_{\mathbb{D}}), \phi^{-1}(\tilde{\gamma}_{\mathbb{D}})). \end{aligned}$$

The rest of the proof is similar to the proof Proposition 4.3 and we only outline the idea: the three first terms on the right-hand side can be handled identically to that proof, choosing for each m first $\varepsilon < \varepsilon_0(m)$ and then $n > n_0(\varepsilon)$. For the fourth one, the almost sure convergence

$$(\tilde{\gamma}_{\mathbb{D}}^{(n)}, \gamma^{(n)}) \rightarrow (\tilde{\gamma}_{\mathbb{D}}, \gamma) \quad \text{in } \mathcal{C}([0, 1], \mathbb{C}) \times X(\mathbb{C})$$

implies the analogous weak convergence in $X(\bar{\mathbb{D}}) \times X(\mathbb{C})$; then by Proposition 4.3 and Lemma 4.5 (which directly addresses parametrized curves),

$$\phi^{-1} \circ P_\varepsilon(\tilde{\gamma}_{\mathbb{D}}) \xrightarrow{\varepsilon \downarrow 0} \phi^{-1}(\tilde{\gamma}_{\mathbb{D}}) \quad \text{in } \mathcal{C}([0, 1], \mathbb{C}),$$

almost surely and thus also in probability. ■

5. An application to SLE

In this section, we demonstrate the use of Theorem 4.2 by proving that the chordal SLE(κ) (as a random curve in $X(\mathbb{C})$) is stable both in the domain and in the parameter $\kappa \in [0, 8)$. This can be seen as an analogue of the SLE application in [21]. Applying Theorem 4.6 instead, the analogues of the results in this section could be given for capacity-parametrized curves.

5.1. SLE in the topology of curves. Recall from Section 2.3.2 the definition of SLE as a random Loewner growth processes. By the celebrated results of [31], the hulls of

an SLE(κ) growth process with $\kappa \in [0, 8)$ are almost surely generated by a continuous map $\gamma_{\mathbb{H}}$ and $\gamma_{\mathbb{H}}(t) \xrightarrow{t \rightarrow \infty} \infty$. For such $\gamma_{\mathbb{H}}$, there exists also a corresponding curve $\gamma_{\mathbb{D}}$ in $\bar{\mathbb{D}}$ (see Section 2.3.2).

Proposition 5.1. *Fix $\kappa \in [0, 8)$. The SLE curve $\gamma_{\mathbb{D}}$ defined above is almost surely equal to an $X(\bar{\mathbb{D}})$ -valued random variable, measurable in the sigma algebra of the Brownian motion that defines the SLE.*

Proof sketch. Note first that Condition (C) can be formulated only in terms of hulls and stopping times of the Loewner process. It thus makes sense to claim that $\gamma_{\mathbb{D}}$ satisfies Condition (C), even if do not know if it exists as a $X(\bar{\mathbb{D}})$ -valued random variable. Condition (C) is then verified in [21, Theorem 1.10].³ Finally, arguing identically to the proof of [21, Theorem 1.7], Condition (C) implies that for any $\varepsilon > 0$, there is a set K_ε in the space of curves with a Loewner transform, compact both in the topology of the driving functions $W \in \mathcal{C}$ and the curves $\gamma_{\mathbb{D}} \in X(\mathbb{C})$, and carrying probability mass $\mathbb{P}[K_\varepsilon] \geq 1 - \varepsilon$, and on which $\gamma_{\mathbb{D}} \in X(\mathbb{C})$ is a continuous function of $W \in \mathcal{C}$. The claim follows. ■

The next result yields an alternative proof of [14, Theorem 1.1], in addition addressing the behaviour of the curve at the end points and its measurability as a random variable.

Proposition 5.2. *Let Λ be a bounded simply-connected domain, a, b its prime ends with radial limits, φ a conformal map $(\Lambda; a, b) \rightarrow (\mathbb{D}; -1, 1)$, and $\gamma_{\mathbb{D}}$ an SLE(κ) curve on $(\mathbb{D}; -1, 1)$ with $\kappa \in [0, 8)$. There exists an $X(\mathbb{C})$ -valued random variable γ , measurable with respect to the sigma algebra of $\gamma_{\mathbb{D}}$ (and hence also that of the underlying Brownian motion) such that, almost surely, $\gamma = \varphi^{-1}(\gamma_{\mathbb{D}})$, where φ^{-1} is extended by radial limits.*

Proof. Set $u = \varphi^{-1}(0) \in \Lambda$; rotating Λ , we may assume that φ is the Riemann map normalized at u . Let Λ_n be the simply-connected domain bounded by the simple loop on $\frac{1}{n}\mathbb{Z}^2$ that encloses u and a maximal number of squares of $\frac{1}{n}\mathbb{Z}^2$, let φ_n be their Riemann maps normalized at u , and $a_n = \varphi_n^{-1}(-1)$, $b_n = \varphi_n^{-1}(1)$; by polygonality, φ_n^{-1} extend continuously to $\bar{\mathbb{D}}$ and the curves $\varphi_n^{-1}(\gamma_{\mathbb{D}}) = \gamma^{(n)} \in X(\mathbb{C})$ are thus measurable random variables in the sigma algebra of $\gamma_{\mathbb{D}}$. They satisfy Condition (C) by the argument in the proof of Proposition 5.1, and the remaining assumptions of Theorem 4.2 are readily verified. Hence, $(\gamma_{\mathbb{D}}, \gamma^{(n)})$ converge weakly to $(\gamma_{\mathbb{D}}, \gamma)$, where $\gamma = \varphi^{-1}(\gamma_{\mathbb{D}})$, and γ is measurable in the sigma algebra of $\gamma_{\mathbb{D}}$ by Proposition 4.3. This concludes the proof. ■

³Prior to [21], SLE semicircle intersection probabilities were studied in [3]. Condition (C) alternatively follows from this result and the relation of annulus and quad crossings, see [21, Proof of “G2 \Rightarrow C2”].

5.2. Stability of SLE. We finish by proving the stability of the chordal SLE in both the domain and the parameter κ . Stability in κ has been addressed in [19, 21], and domain stability (for $\kappa \leq 4$) in [23]. Note that in order to apply the main results of this paper, derived for random triplets $(W^{(n)}, \gamma_{\mathbb{D}}^{(n)}, \gamma^{(n)})$ such that $W^{(n)}$ and $\gamma_{\mathbb{D}}^{(n)}$ are Loewner transforms of each other and $\gamma^{(n)} = \varphi_n^{-1}(\gamma_{\mathbb{D}}^{(n)})$, the results of the previous subsection were necessary.

Proposition 5.3. *Assume that $\kappa_n \rightarrow \kappa < 8$ and $(\Lambda_n; a_n, b_n) \xrightarrow{\text{Cara}} (\Lambda; a, b)$ satisfy the assumptions of Theorem 4.2. Then, the SLE(κ_n)-curves $\gamma^{(n)}$ in $(\Lambda_n; a_n, b_n)$ converge weakly in $X(\mathbb{C})$ to the SLE(κ) curve γ in $(\Lambda; a, b)$.*

Proof. Embed all the SLEs in the same probability space by sampling from the same Brownian motion, $W_t^{(n)} = \sqrt{\kappa_n} B_t$. Hence, $W_t^{(n)} \rightarrow W_t = \sqrt{\kappa} B_t$ almost surely and weakly in \mathcal{C} . Condition (C) is again satisfied by the argument in Proposition 5.1; the claim then follows from Theorems 4.1–4.2. ■

6. Proof of the Key Lemma 4.4 in Theorem 4.2

In this section, we prove the Key Lemma 4.4, which also constitutes the bulk of the proofs of Proposition 4.3 and Theorem 4.2. For convenience, we take an equivalent formulation where the probability bound and the distance bound are given the distinct notations $\tilde{\varepsilon}$ and ℓ , respectively.

Key Lemma 6.1. *In the setup and notation of Proposition 4.3, for any $\ell > 0$ and any $\tilde{\varepsilon} > 0$, there exists $\varepsilon_0(\ell, \tilde{\varepsilon}) > 0$ such that if $\varepsilon < \varepsilon_0$ and $n > n_0(\varepsilon)$, then*

$$\mathbb{P}^{(n)}[d(\phi_n^{-1}(x), \phi_n^{-1} \circ P_\varepsilon(x)) > \ell \text{ for some } x \in \tilde{\gamma}_{\mathbb{D}}^{(n)}] \leq \tilde{\varepsilon}.$$

The rest of this section constitutes the proof. Section 6.1 defines fjords of a domain and recalls a probabilistic result from [21], showing that “deep tours into narrow fjords” by random curves are unlikely, given the equivalent Conditions (C) and (G). Section 6.2, in turn, is purely analytic and argues that the radial projection $\phi_n^{-1} \circ P_\varepsilon(x)$ does not differ much from $\phi_n^{-1}(x)$ except if the latter lies deep in a narrow fjord of Λ_n . The proof is concluded in Section 6.3 by putting these pieces together and handling the curve end points.

6.1. Fjords. Let Λ_* be a simply-connected domain, $u \in \Lambda_*$ and a_* and b_* prime ends of Λ_* (here and in continuation, we will use subscript $*$ instead of n to indicate that it is fixed). Let S be a cross cut of Λ_* , with $\text{diam}(S) \leq \delta$ and $u \notin S$. Then, we say that the union F of S and the connected component of $\Lambda_* \setminus S$ that does not contain u is a

δ -fjord with respect to u . Similarly, if some neighbourhoods of a_* and b_* , respectively, are both contained in one and same connected component of $\Lambda_* \setminus S$, then the union F of S and the connected component of $\Lambda_* \setminus S$ not adjacent to a_* and b_* forms a δ -fjord with respect to (a_*, b_*) . We say that a point $z \in F$ lies ℓ -deep in F if the interior distance in Λ_* from z to S is at least ℓ , $d_{\Lambda_*}(z, S) \geq \ell$.

Proposition 6.2 (Special case of [21, Lemma 3.14]). *In the setup of Section 4.1, assume that the domains Λ_n are uniformly bounded in area, $\text{Area}(\Lambda_n) \leq M$ for all n , and that the measures $\mathbb{P}^{(n)}$ satisfy the equivalent Conditions (C) and (G). Then, for any $\ell > 0$ and any $\tilde{\varepsilon} > 0$, there exists $\delta = \delta(M, \ell, \tilde{\varepsilon}) > 0$ (independent of n) such that if $(F_i^{(n)})_{i=1}^{m^{(n)}}$ is any finite collection of interior-disjoint δ -fjords with respect to (a_n, b_n) in Λ_n , then*

$$\mathbb{P}^{(n)}[\gamma^{(n)} \text{ visits } \ell\text{-deep in some of the fjords } (F_i^{(n)})_{i=1}^{m^{(n)}}] \leq \tilde{\varepsilon}.$$

6.2. Boundary behaviour of radial projections. This subsection constitutes the complex analysis part of the proof of Lemma 6.1. We start with some notations and definitions. Given a conformal map $\phi_*: \Lambda_* \rightarrow \mathbb{D}$, we define *conformal ray segments*

$$\rho_{\theta, p, q}^{(*)} := \phi_*^{-1}(\{z \in \mathbb{D} : z = te^{i\theta} \text{ for some } t \in [p, q]\}),$$

for $0 \leq p < q < 1$ and $\theta \in [0, 2\pi)$; we will also allow $q = 1$ by setting $t \in [p, q)$ above. The entire *conformal ray* is denoted by $\rho_{\theta, 0, 1}^{(*)} = \rho_{\theta}^{(*)}$ for short. Recall also the concept of *innermost disconnecting arc* from Lemma A.1 in Appendix A.

Let $K \subset \Lambda_*$ be closed and $z \in \Lambda_* \setminus K$. We say that a curve $\eta: [0, 1] \rightarrow \Lambda_*$ connects z to K δ -inside Λ_* if $\eta(0) = z$, $\eta(1) \in K$, and $\eta([0, 1]) \subset \Lambda_* \setminus K$, and for the open δ -thickening of curve η ,

$$G_{\delta} := \{w \in \mathbb{C} : d(w, \eta(t)) < \delta \text{ for some } t \in [0, 1]\},$$

the connected component of $G_{\delta} \setminus K$ that contains $\eta([0, 1])$ is entirely contained in Λ_* ; see Figure 7.

Finally, we say that $B(0, 1 - \varepsilon)$ is a δ -approximation of Λ_* under ϕ_*^{-1} if

- (i) for all $\zeta \in \phi_*^{-1}(S(0, 1 - \varepsilon))$, we have $d(\zeta, \partial\Lambda_*) < \delta$; and
- (ii) if $z \in \Lambda_* \setminus \phi_*^{-1}(\overline{B(0, 1 - \varepsilon)})$ satisfies $d(z, \partial\Lambda_*) \geq \delta$, then there exists no curve η that connects z to $\phi_*^{-1}(\overline{B(0, 1 - \varepsilon)})$ δ -inside Λ_* .

The idea of this definition it can be guaranteed for the tail of a Carathéodory converging sequence with the same δ and ε .

Lemma 6.3. *Assume that $\Lambda_n \xrightarrow{\text{Cara}} \Lambda$, and that Λ is bounded. For any $\delta > 0$, there exists $\varepsilon_0(\delta)$ such that if $\varepsilon < \varepsilon_0$ is first taken small enough and after that $n_0(\delta, \varepsilon)$ large enough, then $B(0, 1 - \varepsilon)$ are δ -approximations of Λ_n under ϕ_n^{-1} , for all $n \geq n_0(\delta, \varepsilon)$.*

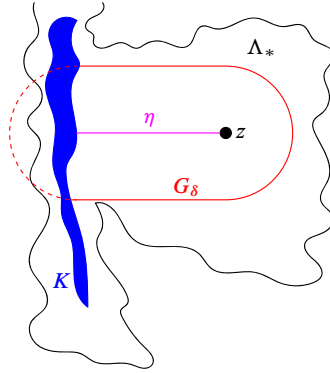


FIGURE 7
A curve η connecting z to K δ -inside Λ_* .

The proof of the above lemma is postponed to the appendix. We are now at a position to state the main result of this subsection (see Figure 8 for an illustration).

Proposition 6.4. *There exist absolute constants $C, D > 0$ such that the following holds. Let Λ_* be a simply-connected planar domain and $\phi_*: \Lambda_* \rightarrow \mathbb{D}$ its Riemann map normalized at $u \in \Lambda_*$. Let $\delta \in (0, \frac{D}{C} d(u, \partial\Lambda_*))$ and suppose that $B(0, 1 - \varepsilon)$ is a δ -approximation of Λ_* under ϕ_*^{-1} . Then, for all z of the form $z = \phi_*^{-1}((1 - \varepsilon)e^{i\theta})$, the innermost arc of $S(z, C\delta)$ disconnecting z from u disconnects from u the entire conformal ray segment $\rho_{\theta, 1-\varepsilon, 1}^{(*)}$ from z onwards.*

The rest of this subsection complements this proposition: some necessary results about harmonic measures are given in Section 6.2.1, and the proof of Proposition 6.4 in Section 6.2.2.

6.2.1. Harmonic measures. Recall that the *harmonic measure* $H(z, \Lambda, E)$ of a boundary set $E \subset \partial\Lambda$ in a domain Λ as seen from $z \in \Lambda$ is the probability that a Brownian motion launched from z first hits $\partial\Lambda$ on E . In all the cases that we consider, $H(z, \Lambda, E)$ coincides with the unique harmonic function in $z \in \Lambda$ that takes boundary values 1 on E and 0 on $\partial\Lambda \setminus \bar{E}$. An important property is that the harmonic measure is conformally invariant, in the sense that for a conformal map ϕ defined on Λ , then

$$H(\phi(z), \phi(\Lambda), \phi(E)) = H(z, \Lambda, E).$$

Lemma 6.5 (The (weak) Beurling estimate). *There exist absolute constants $A, \alpha > 0$ such that the following holds. Let $z \in \mathbb{C}$, $R > 0$ and denote $B = B(z, R)$; let $K \subset \mathbb{C}$ be a connected closed set that intersects ∂B and denote $r = d(z, K)$; then*

$$H(z, B \setminus K, \partial B) \leq A(r/R)^\alpha.$$

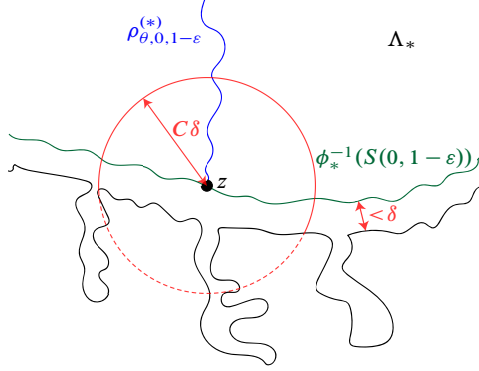


FIGURE 8

A schematic illustration of Proposition 6.4. The remainder of the conformal ray $\rho_{\theta}^{(*)}$ from z onwards lies inside the fjord determined by the cross cut given by the part of the circle drawn in solid.

See, e.g., [11, Proposition 2.11] for a probabilistic proof; an analytic proof follows from the Beurling projection theorem ([1, Theorem 3.6] or [27, Theorem 1]) and a sequence of explicit conformal maps as in [16, Section 4]. The latter also reveals that $A = \frac{4}{\pi}$ and $\alpha = 1/2$ yield a tight bound (in the sense of relative error when K is a radial line segment).

We define the harmonic function $h : \mathbb{D} \setminus [p, q] \rightarrow \mathbb{R}$ by

$$(6.1) \quad h(z) := H(z, \mathbb{D} \setminus [p, q], [p, q]).$$

This function, together with the conformal invariance of harmonic measures and the Beurling estimate, will play a key role in restricting the geometric behaviour of conformal rays, due to the following maximization property, whose proof we postpone to Appendix A.

Lemma 6.6. *For any $p, q, \varepsilon \in [0, 1]$ with $1 - \varepsilon \leq p < q \leq 1$, the function h defined in (6.1) attains its unique maximum in $\overline{B(0, 1 - \varepsilon)}$ at the point $(1 - \varepsilon)$.*

6.2.2. Proof of Proposition 6.4. Assume for a contradiction that for some conformal ray $\rho_{\theta,1-\varepsilon,1}^{(*)}$ in some domain Λ_* , the innermost disconnecting component of $S(z, C\delta)$ does not separate $\rho_{\theta,1-\varepsilon,1}^{(*)}$ from u . We will show that there exist absolute constants $C_0, D_0 > 0$ such that if $C > C_0$ and $D < D_0$, this assumption leads to a contradiction.

Define the following notations (see Figure 9): let S_2 and S_0 denote the innermost disconnecting components of $S(z, C\delta/3)$ and $S(z, C\delta)$ in Λ_* , respectively (they exist if $C > 3$ and D is small enough). Denote by Q the unique connected component of

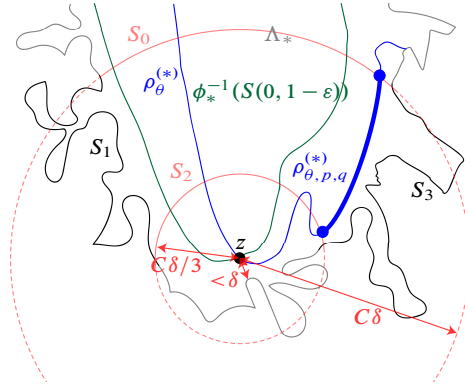


FIGURE 9

The point z , with $d(z, \partial\Lambda_*) < \delta$, is the crossing point of the conformal image $\phi_*^{-1}(S(0, 1 - \varepsilon))$ of a circle and the conformal ray $\rho_{\theta}^{(*)}$. The cross cuts S_2 and S_0 are arcs of the circles $S(z, C\delta/3)$ and $S(z, C\delta)$, respectively, and they determine a quadrilateral $Q \subset \Lambda_*$ with sides S_0, S_1, S_2 , and S_3 , crossed by $\rho_{\theta, p, q}^{(*)}$.

$\Lambda_* \setminus (S_0 \cup S_2)$ adjacent to both S_2 and S_0 , and equip $(Q; S_0, S_1, S_2, S_3)$ with the structure of a topological quadrilateral, where the sides are indexed counterclockwise and S_1, S_3 lie on $\partial\Lambda_*$. Let q be the smallest number $> (1 - \varepsilon)$ such that $\phi_*^{-1}(qe^{i\theta}) \in S_0$ (such exists by the counter-assumption), and p is the largest of number $< q$ such that $\phi_*^{-1}(pe^{i\theta}) \in S_2$.

Denote $h^{(*)}(\cdot) = h(e^{-i\theta}\phi_*(\cdot))$ where h is the harmonic function (measure) (6.1). Using first the conformal invariance of harmonic measures, then a simple probabilistic Brownian motion argument, and finally the Beurling estimate and the assumption $d(z, \partial\Lambda_*) < \delta$, we calculate

$$\begin{aligned}
 (6.2) \quad h^{(*)}(z) &= H(z, \Lambda_* \setminus \rho_{\theta, p, q}^{(*)}, \rho_{\theta, p, q}^{(*)}) \\
 &\leq H(z, \Lambda_* \cap B(z, C\delta/3), \partial B(z, C\delta/3)) \\
 &\leq A \left(\frac{d(z, \partial\Lambda_*)}{C\delta/3} \right)^\alpha \leq A(3/C)^\alpha.
 \end{aligned}$$

Note that if C is large, this quantity is small; on the other hand, by Lemma 6.6 and conformal invariance, z maximizes the harmonic measure $h^{(*)}$ of $\rho_{\theta, p, q}^{(*)}$ in $\phi_*^{-1}(B(0, 1 - \varepsilon))$. The strategy of the proof is now, informally, to find $w \in \phi_*^{-1}(B(0, 1 - \varepsilon))$ which is close to $\rho_{\theta, p, q}^{(*)}$ and thus produce a contradiction.

To formalize this strategy, let \tilde{S} be the innermost disconnecting arc of $S(z, 2C\delta/3)$, which by Lemma A.1 traverses from side S_1 to S_3 inside the quadrilateral Q . We claim

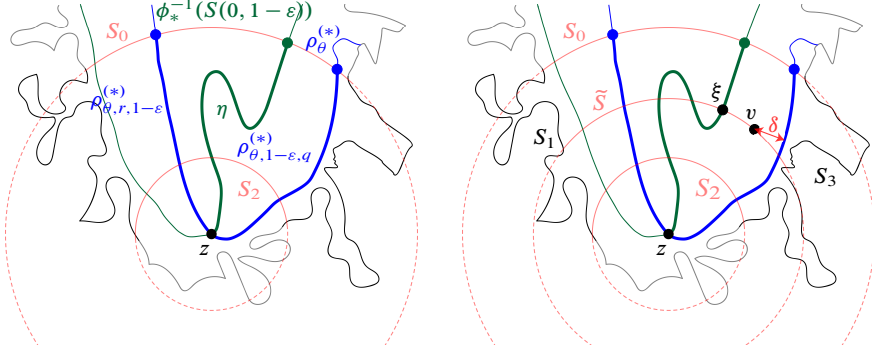


FIGURE 10

Left: the curves $\rho_{\theta, r, 1-\varepsilon}^{(*)}$, $\rho_{\theta, 1-\varepsilon, q}^{(*)}$, and η from z to S_0 . Right: the cross cut \tilde{S} and the points $\xi \in \eta \cap \tilde{S}$ and $v \in \tilde{S}$.

that there is a point $w \in \phi_*^{-1}(S(0, 1 - \varepsilon))$ such that

$$(6.3) \quad d(w, \rho_{\theta, p, q}^{(*)}) \leq 2\delta \quad \text{and} \quad d(w, \tilde{S}) \leq \delta.$$

To prove this claim, we will study the following three curves from z to S_0 (see Figure 10 (left)):

- (1) $\rho_{\theta, 1-\varepsilon, q}^{(*)}$, where q is as previously;
- (2) $\rho_{\theta, r, 1-\varepsilon}^{(*)}$, where r is the largest number $< 1 - \varepsilon$ such that $\phi_*^{-1}(re^{i\theta}) \in S_0$; and
- (3) the segment η along the curve $\phi_*^{-1}(S(0, 1 - \varepsilon))$ from z to first hitting S_0 , to the direction chosen so that η is disconnected from $\partial\Lambda_*$ by $S_0 \cup \rho_{\theta, r, q}^{(*)}$.

Note that η has to cross \tilde{S} ; if some point of $\eta \cap \tilde{S}$ is at a distance $\leq \delta$ from $\rho_{\theta, p, q}^{(*)}$ we are done, so assume the contrary. Let then \tilde{Q} be the connected component of $\tilde{Q} \setminus \rho_{\theta, p, q}^{(*)}$ crossed by η . Note that either S_1 or S_3 is disconnected from \tilde{Q} by $\rho_{\theta, p, q}^{(*)}$; for the rest of the proof we will assume for definiteness that it is S_3 as in Figure 10 (if not, just reverse the roles of S_1 and S_3). Hence, \tilde{Q} is a topological quadrilateral with S_1 and $\rho_{\theta, p, q}^{(*)}$ being two opposite sides and the two other ones contained in S_0 and S_2 , respectively. Let σ be a connected component of \tilde{S} in \tilde{Q} that disconnects S_0 from S_2 in \tilde{Q} , so η crosses σ . Let $\xi \in \eta \cap \sigma$ be the last such intersection point along σ , when σ is directed from S_1 to $\rho_{\theta, p, q}^{(*)}$; by assumption

$$d(\xi, \rho_{\theta, p, q}^{(*)}) > \delta$$

(see Figure 10 (right)). Let finally v be the first point, proceeding from ξ towards $\rho_{\theta, p, q}^{(*)}$ along the curve σ , at which $d(v, \rho_{\theta, p, q}^{(*)}) = \delta$. The proof of the claim will now

be finished if we show that $\overline{B(v, \delta)}$ disconnects S_0 from S_2 in \tilde{Q} ; indeed, a point $w \in \eta \cap \overline{B(v, \delta)}$ then exists and satisfies the desired properties.

We thus prove this disconnection property of $\overline{B(v, \delta)}$. Let r' denote the smallest number $> r$ so that $\phi_*^{-1}(r'e^{i\theta}) \in S_2$, so $\rho_{\theta, r, r'}^{(*)}$ is a crossing of \tilde{Q} in \tilde{Q} . Now, on the segment of the reversed curve σ from v up to first hitting $\phi_*^{-1}(B(0, 1 - \varepsilon))$ (which occurs at latest in the point ξ), we have

$$d(\cdot, \rho_{\theta, p, q}^{(*)}) \geq \delta$$

by definition, and

$$d(\cdot, S_0), d(\cdot, S_2) \geq C\delta/3 \geq \delta.$$

But this curve lies in a quad Q' restricted by $\rho_{\theta, p, q}^{(*)}$, $\rho_{\theta, r, r'}^{(*)}$, and two subcurves of S_0 and S_2 , and the curve is disconnected in this quad from $\rho_{\theta, r, r'}^{(*)}$ by $\eta \subset \phi_*^{-1}(B(0, 1 - \varepsilon))$. In particular, the curve hence connects v to $\phi_*^{-1}(B(0, 1 - \varepsilon))$ δ -inside Q' , and hence also δ -inside Λ_* . Since it was assumed that $B(0, 1 - \varepsilon)$ is a δ -approximation of Λ_* under ϕ_*^{-1} , it must thus hold that $d(v, \partial\Lambda_*) < \delta$. But

$$d(v, \partial\Lambda_*) \geq d(v, \partial\tilde{Q}) \geq \min\{d(v, S_1), d(v, S_0), d(v, S_2), d(v, \rho_{\theta, p, q}^{(*)})\},$$

and

$$d(v, S_0), d(v, S_2), d(v, \rho_{\theta, p, q}^{(*)}) \geq \delta,$$

as we saw above. Hence, we conclude that $d(v, S_1) < \delta$ and that $\overline{B(v, \delta)}$ intersects the opposite sides S_1 and $\rho_{\theta, p, q}^{(*)}$ of \tilde{Q} . This finishes the construction of the point w satisfying (6.3).

Define next d^* as the following ‘‘strong distance’’ from w to S_1 : d^* is the supremum of $d \leq (C\delta/3 - \delta)$ such that the boundary of the connected component of $B(w, d)$ in $\Lambda_* \setminus \rho_{\theta, p, q}^{(*)}$ that contains w , does not intersect S_1 . Hence, this connected component with $d = d^*$ does not intersect S_0 , S_1 , or S_2 and is separated from S_3 by $\rho_{\theta, p, q}^{(*)}$. Simple harmonic measure arguments and the Beurling estimate thus yield

$$\begin{aligned} (6.4) \quad h^{(*)}(w) &= H(w, \Lambda_* \setminus \rho_{\theta, p, q}^{(*)}, \rho_{\theta, p, q}^{(*)}) \\ &\geq H(w, B(w, d^*) \setminus \rho_{\theta, p, q}^{(*)}, \rho_{\theta, p, q}^{(*)}) \\ &= 1 - H(w, B(w, d^*) \setminus \rho_{\theta, p, q}^{(*)}, S(w, d^*)) \\ &\geq 1 - A(d(w, \rho_{\theta, p, q}^{(*)})/d^*)^\alpha \geq 1 - A(2\delta/d^*)^\alpha. \end{aligned}$$

Combining (6.2), (6.4), and the maximization property $h^{(*)}(z) \geq h^{(*)}(w)$ of Lemma 6.6, we obtain (assuming that C is large enough so that $(3/C)^\alpha \leq 1/A$)

$$d^* \leq (1/A - (3/C)^\alpha)^{-1/\alpha} 2\delta,$$

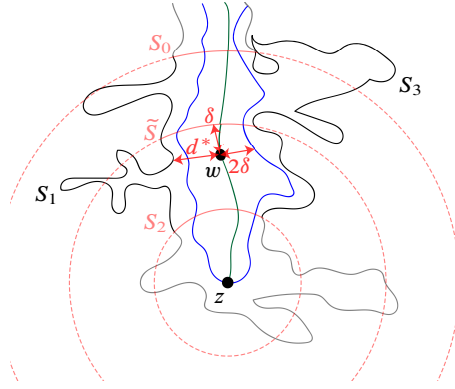


FIGURE 11

The point $w \in \eta$ satisfies $d(w, \rho_{\theta, p, q}^{(*)}) \leq 2\delta$, and $d(w, \tilde{S}) \leq \delta$, and $d(w, S_1) \leq d^* \leq (1/A - (3/C)^\alpha)^{-1/\alpha} 2\delta$.

so also the strong distance d^* from w to S_1 is also short; see Figure 11. In particular, denoting $d^{**} = \max\{d^*, 2\delta\}$, we observe that both $\rho_{\theta, r, 1-\varepsilon}^{(*)}$ and $\rho_{\theta, p, q}^{(*)}$ must intersect $\overline{B(w, d^{**})}$.

We can now conclude the contradiction. Namely, with the absolute constant D small enough, a simple harmonic measure argument shows that the opposite conformal ray $\rho_{\theta+\pi}^{(*)}$ cannot intersect the $2C\delta$ -fjord with respect to u defined by the cross cut S_0 . In particular, it occurs that the entire boundary segment S_1 maps to the lower half-plane by $e^{-i\theta}\phi_*(\cdot)$, or that S_3 maps to the upper half-plane (or both). Let us assume for definiteness that the first case occurs; the second is treated analogously. The argument with Beurling estimate explained in Figure 12 and its caption now yields a contradiction. This concludes the proof. ■

6.3. Concluding the proof of the Key Lemma.

6.3.1. The collection of fjords. Given $\delta > 0$ we define, for a domain Λ_* , a finite collection $(F_i^{(*)})_{i=1}^{m^{(*)}}$ of interior-disjoint $(6C\delta)$ -fjords with respect to u in Λ_* as follows. Start with the plane and Λ_* . Then, we draw, say in black, the square grid $C\delta\mathbb{Z}^2$, and the component of the $(C+1)\delta$ -interior of Λ_* containing u , denoted G , where C is the absolute constant from Proposition 6.4. Then, we draw, say in red, the simple loop η on the grid $C\delta\mathbb{Z}^2$ that stays inside G and encloses u and a maximal amount of squares. Hence, any square of $C\delta\mathbb{Z}^2$ which is not enclosed by η but has at least one side on the loop η , must intersect $C \setminus G$. For all such squares, we first draw in red the boundary of the square from the side(s) on the loop η in both directions until it hits ∂G . From those hitting points, we draw, still in red, a straight line segment to

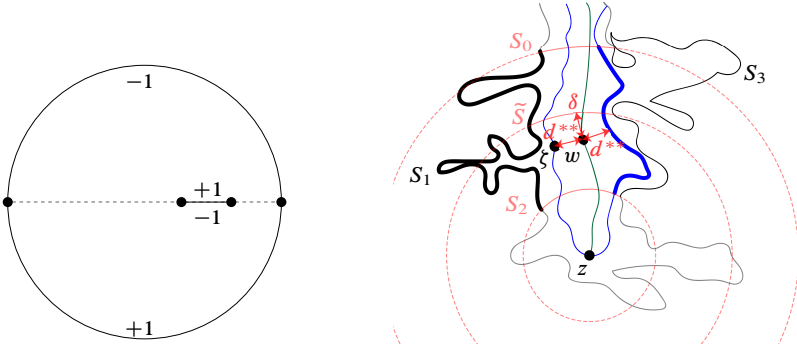


FIGURE 12

Left: The boundary values of a harmonic function \tilde{h} (essentially a harmonic measure) on $\mathbb{D} \setminus [p, q]$. By symmetry, this function vanishes on $(-1, 1) \setminus [p, q]$. Right: $\tilde{h}^{(*)}(\cdot) = \tilde{h}(e^{-i\theta} \phi_*(\cdot))$ is a harmonic function on $\Lambda_* \setminus \rho_{\theta, p, q}^{(*)}$ that vanishes on $\rho_{\theta, 0, 1}^{(*)} \setminus \rho_{\theta, p, q}^{(*)}$. On the other hand, there must exist a point $\zeta \in \rho_{\theta, 0, p}^{(*)}$ that is close to w , and $\tilde{h}^{(*)}$ takes boundary values 1 on S_1 and on the side of $\rho_{\theta, p, q}^{(*)}$ facing towards ζ (drawn in thick lines). The Beurling estimate shows that, when C is large enough, $\tilde{h}^{(*)}(\zeta) > 0$, a contradiction.

the closest point on $\partial\Lambda_*$, thus of length $(C + 1)\delta$. It is a simple exercise in plane geometry to show that two such line segments cannot intersect in Λ_* . Now, the line segments drawn in red divide Λ_* into connected components, one of which is the interior of η and the remaining ones are the desired fjords $(F_i^{(*)})_{i=1}^{m^{(*)}}$, cut from Λ_* by cross cuts drawn in red, which we denote by $(S_i^{(*)})_{i=1}^{m^{(*)}}$. By construction, the fjords $(F_i^{(*)})_{i=1}^{m^{(*)}}$ are fjords with respect to u , and interior-disjoint and finitely many. The mouths of the fjords have a diameter at most $6C\delta$: indeed, each mouth consists of line segments from the square of $C\delta\mathbb{Z}^2$, and two other segments of length $(C + 1)\delta$, and $\sqrt{2}C\delta + 2(C + 1)\delta < 6C\delta$.

Note that we constructed above fjords with respect to u , while Proposition 6.2 addressed fjords with respect to (a_*, b_*) . This difference is handled as follows. Let V_* be a fixed neighbourhood of a_* in Λ_* , such that it also is a fjord with respect to u in Λ_* , determined by a cross cut S_* . Let $\delta > 0$ be small enough so that for the $6C\delta$ -thickening H of S_* , $a_* \notin H$ and furthermore the connected component of the $6C\delta$ -interior of Λ_* containing u intersects the component of a_* in $V_* \setminus H$.

Lemma 6.7. *Given V_* and δ as above, if $x \in \Lambda_* \setminus V_*$ lies in one of the fjords $F_i^{(*)}$, then that fjord is also a fjord with respect to a_* .*

Proof. If $F_i^{(*)}$ and V_* are disjoint, the claim is immediate. If $F_i^{(*)}$ and V_* intersect, then $F_i^{(*)} \not\subset V_*$ since by assumption $x \in F_i^{(*)} \setminus V_*$. On the other hand, by construc-

tion, $F_i^{(*)}$ does not intersect the $6C\delta$ -interior of Λ_* , while V_* does by assumption, so $V_* \not\subset F_i^{(*)}$. Thus, if the two fjords intersect, they must do it in such a manner that their mouths $S_i^{(*)}$ and S_* cross. Note that $S_i^{(*)}$ has diameter $< 6C\delta$. Hence, $S_i^{(*)}$ lies in the $6C\delta$ -thickening of S_* , i.e., $S_i^{(*)} \subset H$. By the definition of V_* , a_* is connected in $\Lambda_* \setminus H \subset \Lambda_* \setminus S_i^{(*)}$ to the component of the $6C\delta$ -interior of Λ_* containing u and, continuing within the latter, to u in $\Lambda_* \setminus S_i^{(*)}$. Hence, $F_i^{(*)}$ is a fjord with respect to a_* . ■

Define $P_\varepsilon^{\Lambda_*}: \Lambda_* \rightarrow \Lambda_*$ by $P_\varepsilon^{\Lambda_*} = \phi_*^{-1} \circ P_\varepsilon \circ \phi_*$. The following (simple) lemma is the key in combining Propositions 6.2 and 6.4.

Lemma 6.8. *Let Λ_* be a simply-connected planar domain and $\phi_*: \Lambda_* \rightarrow \mathbb{D}$ its Riemann map normalized at $u \in \Lambda_*$, and $C, D > 0$ the absolute constants from Lemma 6.3. Let $\delta \in (0, \frac{D}{C}d(u, \partial\Lambda_*))$ and suppose that $B(0, 1 - \varepsilon)$ is a δ -approximation of Λ_* under ϕ_*^{-1} . Then, every $x \in \Lambda_*$ with $P_\varepsilon^{\Lambda_*}(x) \neq x$ lies in some of the fjords $F_i^{(*)}$. If $d(x, P_\varepsilon^{\Lambda_*}(x)) \geq \ell$, then x lies $(\ell - 7C\delta)$ -deep in that fjord.*

Proof. Suppose that $x \neq P_\varepsilon^{\Lambda_*}(x)$. By Proposition 6.4, $d(P_\varepsilon^{\Lambda_*}(x), \partial\Lambda_*) < \delta$ and the innermost disconnecting component S of the circle arc $S(P_\varepsilon^{\Lambda_*}(x), C\delta)$ also disconnects x from u . Hence, neither x nor S can intersect the component of the $(C + 1)\delta$ -interior of Λ_* that contains u , i.e., G , so by the definition of the fjords $F_i^{(*)}$, x lies in one of them, say $F_j^{(*)}$, and S in the union of them.

Suppose then that $d(x, P_\varepsilon^{\Lambda_*}(x)) \geq \ell$. If $S \subset F_j^{(*)}$, we compute

$$d_{\Lambda_*}(x, S_j^{(*)}) \geq d_{\Lambda_*}(x, S) \geq d(x, S) \geq d(x, P_\varepsilon^{\Lambda_*}(x)) - C\delta \geq \ell - C\delta.$$

If $S \not\subset F_j^{(*)}$ note first that, by definition, all the fjords $F_i^{(*)}$ intersect G while S does not. On the other hand, if $S \subset \Lambda_* \setminus F_j^{(*)}$ were to occur, since $x \in S \cap F_j^{(*)}$, S would have to disconnect the entire $F_j^{(*)}$ from u and in particular intersect G , a contradiction. Thus, $S \not\subset F_j^{(*)}$ means that S has to intersect $S_j^{(*)}$, and in particular

$$d(P_\varepsilon^{\Lambda_*}(x), S_j^{(*)}) \leq C\delta.$$

This gives

$$\begin{aligned} d_{\Lambda_*}(x, S_j^{(*)}) &\geq d(x, S_j^{(*)}) \\ &\geq d(x, P_\varepsilon^{\Lambda_*}(x)) - d(P_\varepsilon^{\Lambda_*}(x), S_j^{(*)}) - \text{diam}(S_j^{(*)}) \geq \ell - 7C\delta, \end{aligned}$$

where the second step is the triangle inequality. The claim follows. ■

6.3.2. Proof of Lemma 6.1. Recall that the constants $\tilde{\varepsilon}, \ell$ as well as the area bound M were given in the setup of the lemma. Set the parameter χ through Condition (G) so that, for any n , an unforced crossing of a fixed boundary annulus $A(z, \rho, \chi\rho)$ by the curve $\gamma^{(n)}$ occurs with probability $\leq \tilde{\varepsilon}/3$ and then $r > 0$ so that $(2\chi + 1)r < \ell$. The remaining parameters will be chosen so that first $\delta < \min\{\delta_0^{(1)}(r), \delta_0^{(2)}(M, \ell, \tilde{\varepsilon})\}$, then $\varepsilon < \varepsilon_0(\delta)$, and finally $n > \max\{n_0^{(1)}(r, \delta), n_0^{(2)}(\varepsilon, \delta)\}$, where the limiting parameter values are specified in the proof below.

Let S_r be the cross cut in the limit domain Λ as in the definition of close approximations, equipped with an auxiliary reference point (see Section 4.3) and let $\delta_0^{(1)}(r)$ be small enough so that the assumption of (and right above) Lemma 6.7 holds for the limiting domain Λ and the fjord V cut out by $S = S_r$ whenever $\delta < \delta_0^{(1)}$. By the Carathéodory convergence $\Lambda_n \xrightarrow{\text{Cara}} \Lambda$ and close approximation property, there exists $n_0^{(1)} = n_0^{(1)}(r, \delta)$ so that for $n > n_0^{(1)}$:

- (i) $a_n \in B(a, r)$;
- (ii) there exists a corresponding cross cut $S^{(n)}$ in Λ_n ; and
- (iii) the assumption of Lemma 6.7 also holds for Λ_n with the fjord $V^{(n)}$ cut out by $S^{(n)}$ and δ .

By close approximation, the curves $\gamma^{(n)}$ are not forced to cross any component of $A(a, r, \chi r)$ separated from u by $S^{(n)}$, and by the choice of χ ,

$$\mathbb{P}^{(n)}[x \in B(a, \chi r) \text{ for all } x \in \gamma^{(n)} \cap V_n] \geq 1 - \tilde{\varepsilon}/3.$$

Suppose now that the probable event above occurs and let $x \in \gamma^{(n)} \cap V_n$. Let $\varepsilon < \varepsilon_0(\delta)$ be small enough and $n > n_0^{(2)}(\varepsilon, \delta)$ large enough so that Lemma 6.3 and thus also Proposition 6.4 holds true. The innermost disconnecting arc of $S(P_\varepsilon^{\Lambda_n}(x), C\delta)$ thus defines a fjord that intersects V_n at x ; this arc hence either lies inside the fjord V_n or it crosses its mouth. In the latter case,

$$d(P_\varepsilon^{\Lambda_n}(x), B(a, r)) \leq d(P_\varepsilon^{\Lambda_n}(x), S^{(n)}) \leq C\delta,$$

and thus

$$d(a, P_\varepsilon^{\Lambda_n}(x)) \leq C\delta + r,$$

and finally

$$d(x, P_\varepsilon^{\Lambda_n}(x)) \leq d(x, a) + d(a, P_\varepsilon^{\Lambda_n}(x)) \leq \chi r + r + C\delta < \ell$$

(where $C\delta \leq r$ by the assumptions of Lemma 6.7). In the former case, note that the curve $\gamma^{(n)}$ (by Proposition 6.4) after the visiting x has to cross the innermost

disconnecting arc of $S(P_\varepsilon^{\Lambda_n}(x), C\delta)$ to later reach b_n , and this crossing point lies in V_n , so by the assumed probable event, the crossing point also lies in $B(a, \chi r)$. Thus,

$$d(P_\varepsilon^{\Lambda_n}(x), B(a, \chi r)) \leq C\delta,$$

and with the same computation as above

$$d(x, P_\varepsilon^{\Lambda_n}(x)) \leq (2\chi + 1)r < \ell.$$

In conclusion,

$$(6.5) \quad \mathbb{P}^{(n)}[d(x, P_\varepsilon^{\Lambda_n}(x)) < \ell \text{ for all } x \in \gamma^{(n)} \cap V_n] \geq 1 - \tilde{\varepsilon}/3.$$

The boundary point b_n is treated similarly; let \tilde{V}_n in what follows denote the counterpart of V_n for b_n .

Suppose now that $x \in \Lambda_n \setminus (V_n \cup \tilde{V}_n)$, and $d(x, P_\varepsilon^{\Lambda_n}(x)) \geq \ell$. By Lemmas 6.7 and 6.8, x then lies $(\ell - 7C\delta)$ -deep in one of the fjords $F_i^{(n)}$, which also is a fjord with respect to (a_n, b_n) . Hence,

$$(6.6) \quad \begin{aligned} \mathbb{P}^{(n)}[d(x, P_\varepsilon^{\Lambda_n}(x)) \geq \ell \text{ for some } x \in \gamma^{(n)} \cap (\Lambda_n \setminus (V_n \cup \tilde{V}_n))] \\ \leq \mathbb{P}^{(n)}[\gamma^{(n)} \text{ visits } \ell - 7C\delta\text{-deep in some of the fjords } (F_i^{(n)})_{i=1}^{m^{(n)}}] \leq \tilde{\varepsilon}/3, \end{aligned}$$

where on the last line, we chose by Proposition 6.2 a $\delta_0^{(2)} = \delta_0^{(2)}(M, \ell, \tilde{\varepsilon})$ so that for all $\delta < \delta_0^{(2)}$, the event on the left has probability $\leq \tilde{\varepsilon}/3$.

By combining (6.5), its analogue for b_n , and (6.6), we now obtain

$$\mathbb{P}^{(n)}[d(x, P_\varepsilon^{\Lambda_n}(x)) \geq \ell \text{ for some } x \in \gamma^{(n)} \cap \Lambda_n] \leq \tilde{\varepsilon}.$$

So far, this only concerns *interior points* $x \in \gamma^{(n)} \cap \Lambda_n$. To handle boundary points, note that by the assumed setup, $\gamma^{(n)}$ never travels a positive distance along $\partial\Lambda$. The statement of the Key Lemma then follows by the continuity of the curves $\gamma^{(n)}$ and $\phi_n^{-1} \circ P_\varepsilon(\tilde{\gamma}_{\mathbb{D}}^{(n)})$. ■

A. Some postponed (easy) proofs

We prove for completeness some simple results on conformal and harmonic maps.

Lemma A.1. *Let Λ_* be a simply-connected domain and $z, u \in \Lambda_*$ with $d(z, \partial\Lambda_*) < d(z, u)$ and $d \in (d(z, \partial\Lambda_*), d(z, u))$. Then, there are finitely many connected components of the circle arc $S(z, d)$ in Λ_* that disconnect z from u in Λ_* . A unique one of these disconnecting components is innermost, in the sense that it disconnects all the others from z in Λ_* . If $d_1 < d_2$ and S_1, S_2 are the innermost disconnecting arcs of $S(z, d_1)$ and $S(z, d_2)$, respectively, then S_1 separates S_2 from z in Λ_* .*

Proof. There exists a broken line of finitely many line segments from u to z in Λ_* . Such a broken line intersects $S(z, d)$ finitely many times, proving the finite number of separating components. The uniqueness of the innermost component follows since the separating components $S^{(j)}$ of $S(z, d)$ are disjoint, and thus each $S^{(j)}$ falls into one connected component of $\Lambda_* \setminus S^{(i)}$, where $i \neq j$. A similar disjointness argument shows the ordering of S_1 and S_2 . ■

Proof of Lemma 6.3. Denote

$$K_\varepsilon := \phi^{-1}(\overline{B(0, 1 - \varepsilon)}), \quad K_\varepsilon^{(n)} := \phi_n^{-1}(\overline{B(0, 1 - \varepsilon)}), \\ \Lambda_r := \{z \in \Lambda : d(z, \partial\Lambda) \geq r\}.$$

Fix $\varepsilon_0(\delta)$ so that $\Lambda_{\delta/2} \subset K_\varepsilon$ if $\varepsilon < \varepsilon_0$. Given $\varepsilon < \varepsilon_0$, denote $d := d(K_\varepsilon, \partial\Lambda) \leq \delta/2$ and fix $n_0(\varepsilon, \delta)$ so that for all $n > n_0$:

- (a) $|\phi_n^{-1}(\cdot) - \phi^{-1}(\cdot)| < d/2 \leq \delta/4$ on $B(0, 1 - \varepsilon)$, and
 (b) for all $w \in \partial\Lambda$, there exists $w_n \in \partial\Lambda_n$ with $|w - w_n| < d/4 \leq \delta/8$.

Now, for claim (i), (a) above implies $\Lambda_{3\delta/4} \subset K_\varepsilon^{(n)} \subset \Lambda_{d/2}$ so by (b),

$$d(\xi, \partial\Lambda_n) < 7\delta/8.$$

For claim (ii), suppose first that $z \in \Lambda$. By assumption, then $z \in \Lambda \setminus K_\varepsilon^{(n)}$, and from the above, $K_\varepsilon^{(n)} \supset \Lambda_{3\delta/4}$, so

$$d(z, \partial\Lambda) < 3\delta/4,$$

and by (b),

$$d(z, \partial\Lambda_n) < 7\delta/8,$$

a contradiction. Thus, we must have $z \notin \Lambda$, and any path η from z to $K_\varepsilon^{(n)}$ thus has to intersect $\partial\Lambda$. Denote $m = \min\{d, d(z, \partial\Lambda)\}/8 > 0$, and let ξ be the first point on the path η (directed from z to $K_\varepsilon^{(n)}$) with $d(\xi, \partial\Lambda) = m$; hence by property (b),

$$d(\xi, \partial\Lambda_n) \leq 3d/8$$

and on the other hand,

$$d(\xi, K_\varepsilon^{(n)}) \geq d(\partial\Lambda, K_\varepsilon^{(n)}) \geq d/2$$

since $\partial\Lambda$ separates ξ from $K_\varepsilon^{(n)}$. A point $u \in \partial\Lambda_n$ with $d(\xi, u) \leq 3d/8$ thus exists and cannot be separated from ξ in G_δ by $K_\varepsilon^{(n)}$. This concludes the proof. ■

Proof of Lemma 6.6. Denote $\mathbb{D} \setminus [p, q] = U$ for short. Green's third identity states that

$$(A.1) \quad h(z) = \int_{w \in \partial U} (h(w) \nabla_w G(z, w) - G(z, w) \nabla_w h(w)) \cdot \nu(w) |dw|$$

for any $z \in U$, where $\nu(w)$ is the outward normal unit vector of U at w , $|dw|$ denotes the length element along the boundary ∂U , and $G(z, w)$ is the Green's function of the Laplacian in any domain containing U . We choose the Green's function in \mathbb{D} ,

$$G(z, w) = \frac{1}{2\pi} \log \left| \frac{z-w}{1-zw^*} \right|.$$

Now, the first term $h(w) \nabla_w G(z, w) \cdot \nu(w)$ on the right-hand side of (A.1) cancels out: $h(w) = 0$ on $\partial \mathbb{D}$, while $[p, q]$ is integrated in two directions with opposite normals $\nu(w)$. The second term disappears on $\partial \mathbb{D}$, leaving

$$(A.2) \quad h(z) = -2 \int_{w=p}^q G(z, w) |\nabla_w h(w)| dw,$$

where we combined the integrations in two directions on the line segment $[p, q]$, using the facts that $\nabla_w h(w)$, on either side of the segment, points outward of the domain U and that its modulus $|\nabla_w h(w)|$ is well defined even if the direction is not. Finally, examine the Möbius map $\mathbb{D} \rightarrow \mathbb{D}$ given by $z \mapsto \frac{z-w}{1-zw^*}$, where $w \in [p, q]$: it preserves $\mathbb{R} \cap \mathbb{D}$ (with orientation), mapping $z = w$ to the origin and the sphere $S(0, 1 - \varepsilon)$ to another \mathbb{R} -centred sphere that lies entirely left of the origin. Hence, for any $w \in [p, q]$, the function $G(z, w) = \frac{1}{2\pi} \log \left| \frac{z-w}{1-zw^*} \right|$ attains its unique minimum over $z \in B(0, 1 - \varepsilon)$ at $z = 1 - \varepsilon$. The claim now follows from (A.2). ■

Acknowledgements. The author is very grateful to the anonymous referee of this note, whose remarks greatly helped to improve several proofs, as well as the presentation. The author also wishes to thank Dmitry Chelkak, Christian Hagendorf, Eveliina Peltola, Fredrik Viklund, and especially Antti Kemppainen and Kalle Kytölä for useful comments and discussions.

Funding. The author was financially supported by the Vilho, Yrjö and Kalle Väisälä Foundation and by the Academy of Finland (grant #339515).

References

- [1] L. V. AHLFORS, *Conformal invariants: Topics in geometric function theory*. McGraw-Hill Ser. Higher Math., McGraw-Hill, New York-Düsseldorf-Johannesburg, 1973.
Zbl 0272.30012 MR 357743

- [2] M. AIZENMAN and A. BURCHARD, Hölder regularity and dimension bounds for random curves. *Duke Math. J.* **99** (1999), no. 3, 419–453. Zbl 0944.60022 MR 1712629
- [3] T. ALBERTS and M. J. KOZDRON, Intersection probabilities for a chordal SLE path and a semicircle. *Electron. Commun. Probab.* **13** (2008), 448–460. Zbl 1187.82034 MR 2430712
- [4] M. BAUER, D. BERNARD and K. KYTÖLÄ, Multiple Schramm–Loewner evolutions and statistical mechanics martingales. *J. Stat. Phys.* **120** (2005), no. 5–6, 1125–1163. Zbl 1094.82016 MR 2187598
- [5] V. BEFFARA, E. PELTOLA and H. WU, On the uniqueness of global multiple SLEs. *Ann. Probab.* **49** (2021), no. 1, 400–434. Zbl 1478.60225 MR 4203341
- [6] A. A. BELAVIN, A. M. POLYAKOV and A. B. ZAMOLODCHIKOV, Infinite conformal symmetry in two-dimensional quantum field theory. *Nuclear Phys. B* **241** (1984), no. 2, 333–380. Zbl 0661.17013 MR 757857
- [7] — Infinite conformal symmetry of critical fluctuations in two dimensions. *J. Statist. Phys.* **34** (1984), no. 5-6, 763–774. MR 751712
- [8] F. CAMIA and C. M. NEWMAN, Critical percolation exploration path and SLE₆: A proof of convergence. *Probab. Theory Related Fields* **139** (2007), no. 3-4, 473–519. Zbl 1126.82007 MR 2322705
- [9] J. L. CARDY, Conformal invariance and statistical mechanics. In *Champs, cordes et phénomènes critiques (Les Houches, 1988)*, pp. 169–245, North-Holland, Amsterdam, 1990. MR 1052933
- [10] D. CHELKAK, H. DUMINIL-COPIN, C. HONGLER, A. KEMPPAINEN and S. SMIRNOV, Convergence of Ising interfaces to Schramm’s SLE curves. *C. R. Math. Acad. Sci. Paris* **352** (2014), no. 2, 157–161. Zbl 1294.82007 MR 3151886
- [11] D. CHELKAK and S. SMIRNOV, Discrete complex analysis on isoradial graphs. *Adv. Math.* **228** (2011), no. 3, 1590–1630. Zbl 1227.31011 MR 2824564
- [12] J. DUBÉDAT, SLE(κ, ρ) martingales and duality. *Ann. Probab.* **33** (2005), no. 1, 223–243. Zbl 1096.60037 MR 2118865
- [13] — Commutation relations for Schramm–Loewner evolutions. *Comm. Pure Appl. Math.* **60** (2007), no. 12, 1792–1847. Zbl 1137.82009 MR 2358649
- [14] C. GARBAN, S. ROHDE and O. SCHRAMM, Continuity of the SLE trace in simply connected domains. *Israel J. Math.* **187** (2012), 23–36. Zbl 1261.60079 MR 2891697
- [15] C. GARBAN and H. WU, On the convergence of FK-Ising percolation to SLE(16/3, (16/3) – 6). *J. Theoret. Probab.* **33** (2020), no. 2, 828–865. Zbl 1434.60230 MR 4091584
- [16] C. BENES, Some estimates for planar random walk and Brownian motion. 2006, arXiv:math/0611127
- [17] C. HONGLER and K. KYTÖLÄ, Ising interfaces and free boundary conditions. *J. Amer. Math. Soc.* **26** (2013), no. 4, 1107–1189. Zbl 1284.82021 MR 3073886

- [18] K. IZYUROV, [Critical Ising interfaces in multiply-connected domains](#). *Probab. Theory Related Fields* **167** (2017), no. 1–2, 379–415. Zbl [1364.82012](#) MR [3602850](#)
- [19] F. JOHANSSON VIKLUND, S. ROHDE and C. WONG, [On the continuity of \$SLE_\kappa\$ in \$\kappa\$](#) . *Probab. Theory Related Fields* **159** (2014), no. 3–4, 413–433. Zbl [1305.60079](#) MR [3229999](#)
- [20] A. KARRILA, [UST branches, martingales, and multiple \$SLE\(2\)\$](#) . *Electron. J. Probab.* **25** (2020), article no. 83. Zbl [1459.60175](#) MR [4125788](#)
- [21] A. KEMPPAINEN and S. SMIRNOV, [Random curves, scaling limits and Loewner evolutions](#). *Ann. Probab.* **45** (2017), no. 2, 698–779. Zbl [1393.60016](#) MR [3630286](#)
- [22] — [Configurations of FK Ising interfaces and hypergeometric SLE](#). *Math. Res. Lett.* **25** (2018), no. 3, 875–889. Zbl [1418.82002](#) MR [3847338](#)
- [23] M. J. KOZDRON and G. F. LAWLER, The configurational measure on mutually avoiding SLE paths. In *Universality and renormalization*, pp. 199–224, Fields Inst. Commun. 50, American Mathematical Society, Providence, RI, 2007. Zbl [1133.60023](#) MR [2310306](#)
- [24] G. F. LAWLER, [Conformally invariant processes in the plane](#). Math. Surveys Monogr. 114, American Mathematical Society, Providence, RI, 2005. Zbl [1074.60002](#) MR [2129588](#)
- [25] G. F. LAWLER, O. SCHRAMM and W. WERNER, [Conformal restriction: The chordal case](#). *J. Amer. Math. Soc.* **16** (2003), no. 4, 917–955. Zbl [1030.60096](#) MR [1992830](#)
- [26] — [Conformal invariance of planar loop-erased random walks and uniform spanning trees](#). *Ann. Probab.* **32** (2004), no. 1B, 939–995. Zbl [1126.82011](#) MR [2044671](#)
- [27] B. ØKSENDAL, [Projection estimates for harmonic measure](#). *Ark. Mat.* **21** (1983), no. 2, 191–203. Zbl [0537.31002](#) MR [727343](#)
- [28] E. PELTOLA and H. WU, [Global and local multiple SLEs for \$\kappa \leq 4\$ and connection probabilities for level lines of GFF](#). *Comm. Math. Phys.* **366** (2019), no. 2, 469–536. Zbl [1422.60142](#) MR [3922531](#)
- [29] A. M. POLYAKOV, [Conformal symmetry of critical fluctuations](#). *JETP Lett.* **12** (1970), 381–383.
- [30] C. POMMERENKE, [Boundary behaviour of conformal maps](#). Grundlehren Math. Wiss. 299, Springer, Berlin, 1992. Zbl [0762.30001](#) MR [1217706](#)
- [31] S. ROHDE and O. SCHRAMM, [Basic properties of SLE](#). *Ann. of Math. (2)* **161** (2005), no. 2, 883–924. Zbl [1081.60069](#) MR [2153402](#)
- [32] O. SCHRAMM, [Scaling limits of loop-erased random walks and uniform spanning trees](#). *Israel J. Math.* **118** (2000), 221–288. Zbl [0968.60093](#) MR [1776084](#)
- [33] O. SCHRAMM and S. SHEFFIELD, [Harmonic explorer and its convergence to \$SLE_4\$](#) . *Ann. Probab.* **33** (2005), no. 6, 2127–2148. Zbl [1095.60007](#) MR [2184093](#)
- [34] — [Contour lines of the two-dimensional discrete Gaussian free field](#). *Acta Math.* **202** (2009), no. 1, 21–137. Zbl [1210.60051](#) MR [2486487](#)

- [35] S. SMIRNOV, [Critical percolation in the plane: Conformal invariance, Cardy's formula, scaling limits](#). *C. R. Acad. Sci. Paris Sér. I Math.* **333** (2001), no. 3, 239–244. Zbl [0985.60090](#) MR [1851632](#)
- [36] D. ZHAN, [The scaling limits of planar LERW in finitely connected domains](#). *Ann. Probab.* **36** (2008), no. 2, 467–529. Zbl [1153.60057](#) MR [2393989](#)

(Reçu le 5 février 2020)

Alex M. KARRILA, Åbo Akademi Matematik, Henriksgatan 2, 20500 Åbo, Finland;
e-mail: alex.karrila@abo.fi